+86 13671515994
zyx@jetedge-cutting.com
Room 303, Unit 101, Building 1, Lane 388, Puwang Road,
Minhang District, Shanghai, China
http://www.jetedge-cutting.com/



JetEdge
CUTTING TOOIS

Shanghai JetEdge Cutting Tools Co., Ltd.
上 海 捷 刃 切 削 工 具 有 限 公 司

2026

JetEdge
CUTTING TOOIS

CUTTING TOOL CATALOGUE

Shanghai JetEdge Cutting Tools Co., Ltd.
上 海 捷 刃 切 削 工 具 有 限 公 司

http://www.jetedge-cutting.com/

CUTTING TOOL CATALOGUE

- Turning Inserts
- Threading tools
- Grooving inserts
- Milling tools

JetEdge
CUTTING TOOIS

Shanghai JetEdge Cutting Tools Co., Ltd.
上 海 捷 刃 切 削 工 具 有 限 公 司

目录

A

通用车削刀片 A01-A20

- ISO 车削刀片型号识别系统 A01-A02
- 牌号应用范围 & CN 刀片 A03-A06
- SN/TN 刀片 A07-A10
- WN 刀片 A11-A12
- CC/DC 刀片 A13-A14
- SC/TC/VB 刀片 A15-A18
- 常见问题与解决方案 A19-A20

B

螺纹加工刀片 B01-B10

- 型号识别系统 & 螺纹类型 B01-B02
- 60° / 55° 通用螺纹刀片 B03-B04
- ISO 公制螺纹 & 惠氏螺纹 B05-B06
- NPT & BSPT 管螺纹 B07-B10

C

切槽与切断刀片 C01-A06

- MGMN/ MRMN /TDJ切槽刀片 C01-C02
- TDC/TDT/TDXU切槽刀片 C03-C04
- KNMR 切槽刀片 C05
- TGF / GBA 浅槽刀片 CO6

D

铣削刀具 D01-D18

- ISO 铣削刀片型号表示方法 D01-D02
- 方肩铣削 D03-D06
- 仿形铣削 & 圆刀片铣削 D07-D09
- 面铣 & 双面铣削 D10-D12
- 高进给铣削 D13-D15
- 端铣 & 周边铣削 D16-D17
- 木工铣削 & 特殊铣削 D18

目录

JetEdge CUTTING TOOLS | Shanghai JetEdge Cutting Tools Co., Ltd.
zyx@jetedge-cutting.com http://www.jetedge-cutting.com/

ISO 车削刀片型号识别系统

C	N	M	G	12	04	08	TM
1	2	3	4	5	6	7	8

1 形状 Shape

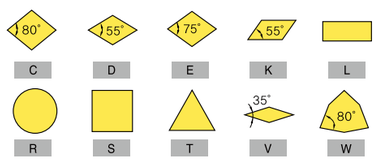

2 后角 Clearance angle

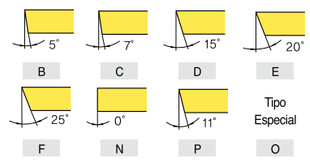

3 公差 Tolerance

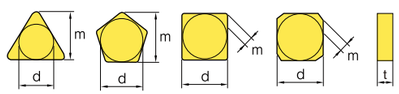

(mm)

Class	d	m	t
A	±0.025	±0.005	±0.025
C	±0.025	±0.013	±0.025
H	±0.013	±0.013	±0.025
E	±0.025	±0.025	±0.025
G	±0.025	±0.025	±0.13
J	±0.05~±0.15	±0.005	±0.025
K	±0.05~±0.15	±0.013	±0.025
L	±0.05~±0.15	±0.025	±0.025
M	±0.05~±0.15	±0.08~±0.20	±0.13
N	±0.05~±0.15	±0.08~±0.18	±0.025
U	±0.08~±0.25	±0.13~±0.38	±0.13

Tolerancia en clase C, H, R, T, W (Caso Excepcional)

d	Tolerancia on d		Tolerancia on m	
	J, K, L, M, N	U	M, N	U
6.35	±0.05	±0.08	±0.08	±0.13
9.525	±0.05	±0.08	±0.08	±0.13
12.7	±0.08	±0.13	±0.13	±0.20
15.875	±0.10	±0.18	±0.15	±0.27
19.05	±0.10	±0.18	±0.15	±0.27
25.4	±0.13	±0.25	±0.18	±0.38

Tolerancia en clase D (Caso Excepcional)

d	Tolerancia on d	Tolerancia on m
6.35	±0.05	±0.11
9.525	±0.05	±0.11
12.7	±0.08	±0.15
15.875	±0.10	±0.18
19.05	±0.10	±0.18

4 紧固方式 Seleccion transversal del inserto

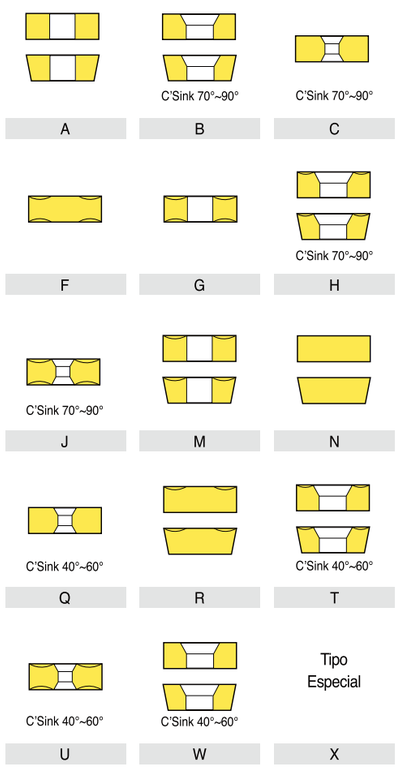

5 刀片形状 Shape of blades

Simbolo							Inch	IC
C	d	S	T	R	V	W		
Metricoo								d (mm)
03	04	03	06	03	-	02	1.2 (5)	3.97
04	05	04	08	04	08	S3	1.5 (6)	4.76
05	06	05	09	05	09	03	1.8 (7)	5.56
-	-	-	-	06	-	-	-	6.00
06	07	06	11	06	11	04	2	6.35
08	09	07	13	07	13	05	2.5	7.94
-	-	-	-	08	-	-	-	8.00
09	11	09	16	09	16	06	3	9.525
-	-	-	-	10	-	-	-	10.00
11	13	11	19	11	19	07	3.5	11.11
-	-	-	-	12	-	-	-	12.00
12	15	12	22	12	22	08	4	12.70
14	17	14	24	14	24	09	4.5	14.29
16	19	15	27	15	27	10	5	15.875
-	-	-	-	16	-	-	-	16.00
17	21	17	30	17	30	11	5.5	17.46
19	23	19	33	19	33	13	6	19.05
-	-	-	-	20	-	-	-	20.00
22	27	22	38	22	38	15	7	22.225
-	-	-	-	25	-	-	-	25.00
25	31	25	44	25	44	17	8	25.40
32	38	31	54	31	54	21	10	31.75
-	-	-	-	32	-	-	-	32.00

6 刀片厚度 Thickness of blades

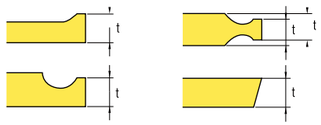

Simbolo		Altura de filo de corte (t)	
Metric	Inch	mm	Inch
01	1 (2)	1.59	1/16
T0	1.125	1.79	9/128
T1	1.2	1.98	5/64
02	1.5 (3)	2.38	3/32
T2	1.75	2.78	7/64
03	2	3.18	1/8
T3	2.5	3.97	5/32
04	3	4.76	3/16
05	3.5	5.56	7/32
06	4	6.35	1/4
07	5	7.94	5/16
09	6	9.52	3/8
11	7	11.11	7/16
12	8	12.70	1/2

7 刀尖圆弧代号 Arc code of tool tip

Simbolo		Radio de Punta	
Metric	Inch	Metric	Inch
003	0.1	0.03	0.0012
005	0.13	0.05	0.002
01	0.2	0.1	0.004
02	0.5	0.2	0.008
04	1	0.4	1/64
08	2	0.8	1/32
12	3	1.2	3/64
16	4	1.6	1/16
20	5	2.0	5/64
24	6	2.4	3/32
28	7	2.8	7/64
32	8	3.2	1/8
00	-	Placa redondo (Inch)	
M0	-	Placa redondo (Métrico)	

8 断屑槽型 Code of chip breaker type

JetEdge CUTTING TOOLS | Shanghai JetEdge Cutting Tools Co., Ltd.
zyx@jetedge-cutting.com http://www.jetedge-cutting.com/

牌号应用范围

ISO使用 ISO Use		普通车削 Turning		螺纹 Threading		切断切槽 Parting and Grooving		ISO
工件材料 Workpiece materials	ISO代号 ISO Code	涂层 Coating		涂层 Coating		涂层 Coating		
		CVD	PVD	CVD	PVD	CVD	PVD	
P 钢件 Steel	P01	JE8015P			JE7015P		JE7015P	P01
	P10	JE8020P			JE7015P		JE7015P	P10
	P20	JE8025P			JE7025P		JE7025P	P20
	P30	JE8035P			JE7025P		JE7025P	P30
	P40							P40
M 不锈钢 Stainless Steel	M01							M01
	M10		JE6015M		JE6015M		JE6015M	M10
	M20		JE6025M		JE6025M		JE6025M	M20
	M30		JE6035M		JE6035M		JE6035M	M30
	M40							M40
K 铸铁 Cast Iron	K01	JE4015K	JE4015K	JE4015K	JE4015K	JE4015K	JE4015K	K01
	K10	JE4025K	JE4025K	JE4025K	JE4025K	JE4025K	JE4025K	K10
	K20							K20
	K30							K30
N 有色金属 Non-Ferrous Metal	N01							N01
	N10							N10
	N20							N20
	N30							N30
S 钛合金 耐热合金 Titanium Alloy Heat Resisting Alloy	S01							S01
	S10		JE5015S		JE5015S		JE5015S	S10
	S20		JE5025S		JE5025S		JE5025S	S20
	S30							S30
H 高硬度材料 High Strength Material	H01							H01
	H10							H10
	H20							H20
	H30							H30

K series grades are available with CVD / PVD coating depending on machining conditions.
K 系列可根据工况选择 CVD 或 PVD 涂层。

菱形 80° (负角)

CN 80°菱形 负角 带孔

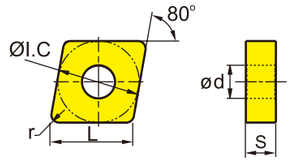

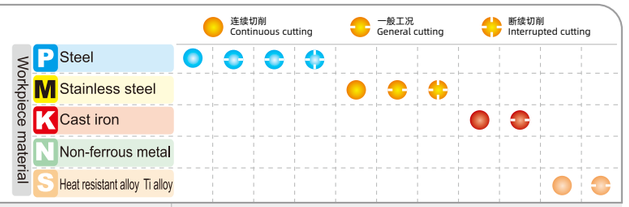

Inserts shape	Type	Dimensions(mm) I.C	L	S	d	r	Coating/Grade CVD JE8015P	JE8020P	JE8025P	JE8035P	PVD JE6015M	JE6025M	JE6035M	CVD JE4015K	JE4025K	PVD JE5015S	JE5025S
Finishing 精加工	CNMA120408	12.7	12.9	4.76	5.16	0.8								○	●		
	CNMA120412	12.7	12.9	4.76	5.16	1.2								○	●		
	CNMG120404-TFA	12.7	12.9	4.76	5.16	0.4	○	○	●	○							
	CNMG120408-TFA	12.7	12.9	4.76	5.16	0.8	○	○	●	○							
	CNMG120412-TFA	12.7	12.9	4.76	5.16	1.2	○	○	●	○							
	CNMG120404-TFB	12.7	12.9	4.76	5.16	0.4	○	○	●	○							
	CNMG120408-TFB	12.7	12.9	4.76	5.16	0.8	○	○	●	○							
Semi-finishing 半精加工	CNMG120404-TMD	12.7	12.9	4.76	5.16	0.4								○	●		
	CNMG120408-TMD	12.7	12.9	4.76	5.16	0.8								○	●		
	CNMG120412-TMD	12.7	12.9	4.76	5.16	1.2								○	●		
	CNMG120404-TMB	12.7	12.9	4.76	5.16	0.4					○	●	○				
	CNMG120408-TMB	12.7	12.9	4.76	5.16	0.8					○	●	○				
	CNMG120412-TMB	12.7	12.9	4.76	5.16	1.2					○	●	○				
	CNMG120404-TMC	12.7	12.9	4.76	5.16	0.4					○	●	○				
	CNMG120408-TMC	12.7	12.9	4.76	5.16	0.8					○	●	○				
	CNMG120412-TMC	12.7	12.9	4.76	5.16	1.2					○	●	○				
	CNMG120404-TRB	9.525	12.9	4.76	5.16	0.4	○	○	●	○							
	CNMG120408-TRB	9.525	12.9	4.76	5.16	0.8	○	○	●	○							
	CNMG120412-TRB	9.525	12.9	4.76	5.16	1.2	○	○	●	○							
Roughing 粗加工	CNMG120404-TMA	12.7	12.9	4.76	5.16	0.4	○	○	●	○							
	CNMG120408-TMA	12.7	12.9	4.76	5.16	0.8	○	○	●	○							
	CNMG120412-TMA	12.7	12.9	4.76	5.16	1.2	○	○	●	○							
	CNMG120404-TRA	12.7	12.9	4.76	5.16	0.4								○	●		
	CNMG120408-TRA	12.7	12.9	4.76	5.16	0.8								○	●		
	CNMG120412-TRA	12.7	12.9	4.76	5.16	1.2								○	●		
	CNMG120416-TRA	12.7	12.9	4.76	5.16	1.6								○	●		

● Featured grade 主推牌号　○ Optional grade 可选牌号

zyx@jetedge-cutting.com http://www.jetedge-cutting.com/

菱形 80°
(负角)

CN 80°菱形 负角 带孔

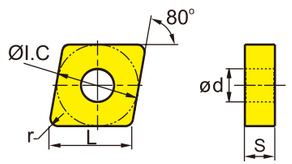

Workpiece material	连续切削 Continuous cutting	一般工况 General cutting	断续切削 Interrupted cutting
P Steel	●	●	●
M Stainless steel		●	●
K Cast iron			●
N Non-ferrous metal			
S Heat resistant alloy Ti alloy			●

Inserts shape	Type	Dimensions(mm) I.C	L	S	d	r	Coating/Grade CVD JE8015P	JE8020P	JE8025P	JE8035P	PVD JE6015M	JE6025M	JE6035M	CVD JE4015K	JE4025K	PVD JE5015S	JE5025S
Roughing 粗加工	CNMG120408L-TMF	12.7	12.9	4.76	5.16	0.8	○	○	●	○							
	CNMG120408R-TMF	12.7	12.9	4.76	5.16	0.8	○	○	●	○							
Roughing 粗加工	CNMG160608-TRC	15.875	16.1	6.35	6.35	0.8	○	○	●	○							
	CNMG160612-TRC	15.875	16.1	6.35	6.35	1.2	○	○	●	○							
	CNMG160616-TRC	15.875	16.1	6.35	6.35	1.6	○	○	●	○							
	CNMG190608-TRC	19.05	19.34	6.35	7.94	0.8	○	○	●	○							
	CNMG190612-TRC	19.05	19.34	6.35	7.94	1.2	○	○	●	○							
	CNMG190616-TRC	19.05	19.34	6.35	7.94	1.6	○	○	●	○							
	CNMG190624-TRC	19.05	19.34	6.35	7.94	0.8	○	○	●	○							
Heavy Duty Turning Insert 重载车刀片	CNMM190612-TRC	19.05	19.34	6.35	7.94	0.8	○	○	●	○							
	CNMM190616-TRC	19.05	19.34	6.35	7.94	0.8	○	○	●	○							
	CNMM190624-TRC	19.05	19.34	6.35	7.94	0.8	○	○	●	○							
	CNMM250624-TRC	12.7	12.9	4.76	5.16	0.8	○	○	●	○							
	CNMM190612-THA	19.05	12.9	4.76	5.16	0.4	○	○	●	○							

● Featured grade 主推牌号 ○ Optional grade 可选牌号

菱形 55°
(负角)

DN 55°菱形 负角 带孔

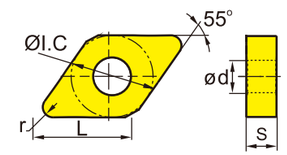

Workpiece material	连续切削 Continuous cutting	一般工况 General cutting	断续切削 Interrupted cutting
P Steel	●	●	●
M Stainless steel		●	●
K Cast iron			●
N Non-ferrous metal			
S Heat resistant alloy Ti alloy			●

Inserts shape	Type	Dimensions(mm) I.C	L	S	d	r	Coating/Grade CVD JE8015P	JE8020P	JE8025P	JE8035P	PVD JE6015M	JE6025M	JE6035M	CVD JE4015K	JE4025K	PVD JE5015S	JE5025S
Semi-finishing 半精加工	DNMA150408	12.7	15.5	4.76	5.08	0.8								○	●		
	DNMA150412	12.7	15.5	4.76	5.08	1.2								○	●		
	DNMA150608	12.7	15.5	6.35	5.08	0.8								○	●		
	DNMA150412	12.7	15.5	6.35	5.08	1.2								○	●		
	DNMA150416	12.7	15.5	6.35	5.08	1.6								○	●		
	DNMG150404-TMB	12.7	15.5	4.76	5.16	0.4					○	●	○				
	DNMG150408-TMB	12.7	15.5	4.76	5.16	0.8					○	●	○				
Roughing 粗加工	DNMG150408-TRA	12.7	15.5	4.76	5.16	0.8								○	●		
	DNMG150608-TRA	12.7	15.5	6.35	5.16	0.8								○	●		
	DNMG150612-TRA	12.7	15.5	6.35	5.16	1.2								○	●		
	DNMG150616-TRA	12.7	15.5	6.35	5.16	1.6								○	●		
	DNMG150404-TMA	12.7	15.5	4.76	5.16	0.4	○	○	●	○							
	DNMG150408-TMA	12.7	15.5	4.76	5.16	0.8	○	○	●	○							
	DNMG150412-TMA	12.7	15.5	4.76	5.16	1.2	○	○	●	○							
	DNMG150604-TMA	12.7	15.5	6.35	5.16	0.4	○	○	●	○							
	DNMG150608-TMA	12.7	15.5	6.35	5.16	0.8	○	○	●	○							
	DNMG150612-TMA	12.7	15.5	6.35	5.16	1.2	○	○	●	○							

● Featured grade 主推牌号 ○ Optional grade 可选牌号

zyx@jetedge-cutting.com http://www.jetedge-cutting.com/

90°正方形 (负角)

SN 90°正方形 负角 带孔

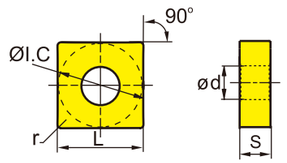

连续切削 Continuous cutting | 一般工况 General cutting | 断续切削 Interrupted cutting

Workpiece material
- P Steel
- M Stainless steel
- K Cast iron
- N Non-ferrous metal
- S Heat resistant alloy Ti alloy

Inserts shape	Type	Dimensions(mm) I.C	L	S	d	r	Coating/Grade CVD JE8015P	JE8020P	JE8025P	JE8035P	PVD JE6015M	JE6025M	JE6035M	CVD JE4015K	JE4025K	PVD JE5015S	JE5025S
Semi-finishing 半精加工	SNMA120408	12.7	15.5	4.76	5.16	0.8								○	●		
	SNMA120412	12.7	15.5	4.76	5.16	1.2								○	●		
	SNMA120416	12.7	15.5	4.76	5.16	1.6								○	●		
	SNMG120404-TMD	12.7	15.5	4.76	5.16	0.4								○	●		
	SNMG120408-TMD	12.7	15.5	4.76	5.16	0.8								○	●		
	SNMG120412-TMD	12.7	15.5	4.76	5.16	1.2								○	●		
	SNMG120404-TMB	12.7	15.5	4.76	5.16	0.4					○	●	○				
	SNMG120408-TMB	12.7	15.5	4.76	5.16	0.8					○	●	○				
	SNMG120412-TMB	12.7	15.5	4.76	5.16	1.2					○	●	○				
	SNMG120408-TMC	12.7	15.5	4.76	5.16	0.8					○	●	○				
	SNMG120412-TMC	12.7	15.5	4.76	5.16	1.2					○	●	○				
Roughing 粗加工	SNMG120404-TMA	12.7	15.5	4.76	5.16	0.4	○	○	●	○							
	SNMG120408-TMA	12.7	15.5	4.76	5.16	0.8	○	○	●	○							
	SNMG120412-TMA	12.7	15.5	4.76	5.16	1.2	○	○	●	○							
	SNMG190612-TMA	19.05	19.05	6.35	7.94	1.2	○	○	●	○							
	SNMG120404L-TMA	12.7	15.5	4.76	5.16	0.4	○	○	●	○							
	SNMG120404R-TMA	12.7	15.5	4.76	5.16	0.4	○	○	●	○							
	SNMG120408L-TMA	12.7	15.5	4.76	5.16	0.8	○	○	●	○							
	SNMG120408R-TMA	12.7	15.5	4.76	5.16	0.8	○	○	●	○							
粗加工&重载车刀片 Roughing&Heavy Duty Turning Insert	SNMG190612-TRC	19.05	19.05	6.35	7.94	1.2	○	○	●	○							
	SNMG190616-TRC	19.05	19.05	6.35	7.94	1.2	○	○	●	○							
	SNMG190624-TRC	19.05	19.05	6.35	7.94	1.2	○	○	●	○							
	SNMG250724-TRC	25.4	25.4	7.94	9.21	2.4	○	○	●	○							
	SNMG190624-TRD	19.05	19.05	6.35	7.94	1.2	○	○	●	○							
	SNMG250924-TRD	25.4	19.05	6.35	7.94	1.2	○	○	●	○							
	SNMM361250	36.4	36.4	12.55	18.4	3.85											
	SNMM190624-TRC	19.05	19.05	6.35	7.94	1.2	○	○	●	○							
	SNMM250724-TRC	25.4	25.4	7.94	9.21	2.4	○	○	●	○							
	SNMM250924-TRC	25.4	25.4	9.525	9.21	2.4	○	○	●	○							

60°正三角形 (负角)

TN 60°正三角形 负角 带孔

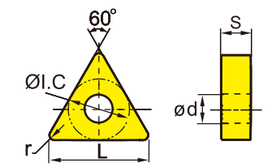

连续切削 Continuous cutting | 一般工况 General cutting | 断续切削 Interrupted cutting

Workpiece material
- P Steel
- M Stainless steel
- K Cast iron
- N Non-ferrous metal
- S Heat resistant alloy Ti alloy

Inserts shape	Type	Dimensions(mm) I.C	L	S	d	r	Coating/Grade CVD JE8015P	JE8020P	JE8025P	JE8035P	PVD JE6015M	JE6025M	JE6035M	CVD JE4015K	JE4025K	PVD JE5015S	JE5025S
Finishing 精加工	TNMA160404	9.525	16.5	4.76	3.81	0.4								○	●		
	TNMA160408	9.525	16.5	4.76	3.81	0.8								○	●		
	TNMA160412	9.525	16.5	4.76	3.81	1.2								○	●		
	TNMA220412	12.7	22	4.76	5.16	1.2								○	●		
	TNMA220416	12.7	22	4.76	5.16	1.6								○	●		
	TNMG160404-TFC	9.525	16.5	4.76	3.81	0.4					○	●	○				
	TNMG160408-TFC	9.525	16.5	4.76	3.81	0.8					○	●	○				
	TNMG160412-TFC	9.525	16.5	4.76	3.81	1.2					○	●	○				
	TNMG160404-TFA	9.525	16.5	4.76	3.81	0.4	○	○	●	○							
	TNMG160408-TFA	9.525	16.5	4.76	3.81	0.8	○	○	●	○							
	TNMG160412-TFA	9.525	16.5	4.76	3.81	1.2	○	○	●	○							
	TNMG160404-TFB	9.525	16.5	4.76	3.81	0.4	○	○	●	○							
	TNMG160408-TFB	9.525	16.5	4.76	3.81	0.8	○	○	●	○							
Semi-finishing 半精加工	TNMG160408-TMD	9.525	16.5	4.76	3.81	0.8								○	●		
	TNMG160412-TMD	9.525	16.5	4.76	3.81	1.2								○	●		
	TNMG160404-TMB	9.525	16.5	4.76	3.81	0.4					○	●	○				
	TNMG160408-TMB	9.525	16.5	4.76	3.81	0.8					○	●	○				
	TNMG160412-TMB	9.525	16.5	4.76	3.81	1.2					○	●	○				
	TNMG160404-TMC	9.525	16.5	4.76	3.81	0.4					○	●	○				
	TNMG160408-TMC	9.525	16.5	4.76	3.81	0.8					○	●	○				
	TNMG160412-TMC	9.525	16.5	4.76	3.81	1.2					○	●	○				
	TNMG160404-TRB	9.525	16.5	4.76	3.81	0.4	○	○	●	○							
	TNMG160408-TRB	9.525	16.5	4.76	3.81	0.8	○	○	●	○							
	TNMG160412-TRB	9.525	16.5	4.76	3.81	1.2	○	○	●	○							

● Featured grade 主推牌号 ○ Optional grade 可选牌号

zyx@jetedge-cutting.com http://www.jetedge-cutting.com/

60°正三角形 (负角)

TN 60°正三角形 负角 带孔

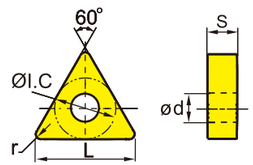

连续切削 Continuous cutting · 一般工况 General cutting · 断续切削 Interrupted cutting

Workpiece material: P Steel · M Stainless steel · K Cast iron · N Non-ferrous metal · S Heat resistant alloy Ti alloy

Inserts shape	Type	Dimensions(mm) I.C	L	S	d	r	Coating/Grade CVD JE8015P	JE8020P	JE8025P	JE8035P	PVD JE6015M	JE6025M	JE6035M	CVD JE4015K	JE4025K	PVD JE5015S	JE5025S
Roughing 粗加工	TNMG160408-TRA	9.525	16.5	4.76	3.81	0.8								○	●		
	TNMG160412-TRA	9.525	16.5	4.76	3.81	1.2								○	●		
	TNMG160416-TRA	9.525	16.5	4.76	3.81	1.6								○	●		
	TNMG220408-TRA	12.7	22	4.76	5.16	0.8								○	●		
	TNMG220412-TRA	12.7	22	4.76	5.16	1.2								○	●		
	TNMG220416-TRA	12.7	22	4.76	5.16	1.6								○	●		
	TNMG160404-TMA	9.525	16.5	4.76	3.81	0.4	○	○	●	○							
	TNMG160408-TMA	9.525	16.5	4.76	3.81	0.8	○	○	●	○							
	TNMG160412-TMA	9.525	16.5	4.76	3.81	1.2	○	○	●	○							
	TNMG160404L-TMF	9.525	16.5	4.76	3.81	0.4	○	○	●	○							
	TNMG160404R-TMF	9.525	16.5	4.76	3.81	0.4	○	○	●	○							
	TNMG160408L-TMF	9.525	16.5	4.76	3.81	0.8	○	○	●	○							
	TNMG160408R-TMF	9.525	16.5	4.76	3.81	0.8	○	○	●	○							
Finishing 精加工	TNRW160302	9.525	16.5	3.81	4.4	0.2					○	●	○				
	TNRA160402	9.525	16.5	4.76	3.81	0.2					○	●	○				
Semi-finishing 半精加工 	TNRG160402-TAB	9.525	16.5	4.76	3.81	0.2					○	●	○				

● Featured grade 主推牌号 ○ Optional grade 可选牌号

35°菱形 (负角)

VN 35°菱形 负角 带孔

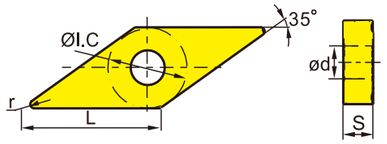

连续切削 Continuous cutting · 一般工况 General cutting · 断续切削 Interrupted cutting

Workpiece material: P Steel · M Stainless steel · K Cast iron · N Non-ferrous metal · S Heat resistant alloy Ti alloy

Inserts shape	Type	Dimensions(mm) I.C	L	S	d	r	Coating/Grade CVD JE8015P	JE8020P	JE8025P	JE8035P	PVD JE6015M	JE6025M	JE6035M	CVD JE4015K	JE4025K	PVD JE5015S	JE5025S
Finishing 精加工	VNMA160404	9.525	16.6	4.76	3.8	0.4								○	●		
	VNMA160408	9.525	16.6	4.76	3.8	0.8								○	●		
	VNMG160404-TFB	9.525	16.6	4.76	3.8	0.4	○	○	●	○							
	VNMG160408-TFB	9.525	16.6	4.76	5.16	0.8	○	○	●	○							
Semi-finishing 半精加工	VNMG160404-TMD	12.7	16.6	4.76	5.16	0.4								○	●		
	VNMG160408-TMD	12.7	16.6	4.76	5.16	0.8								○	●		
	VNMG160412-TMD	12.7	16.6	4.76	5.16	1.2								○	●		
	VNMG160404-TMB	9.525	16.6	4.76	3.8	0.4					○	●	○				
	VNMG160408-TMB	9.525	16.6	4.76	3.8	0.8					○	●	○				
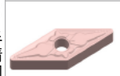	VNMG160404-TMC	9.525	16.6	4.76	3.8	0.4					○	●	○				
	VNMG160408-TMC	9.525	16.6	4.76	3.8	0.8					○	●	○				
	VNMG160404-TRB	9.525	16.6	4.76	3.8	0.4	○	○	●	○							
	VNMG160408-TRB	9.525	16.6	4.76	3.8	0.8	○	○	●	○							
	VNMG160412-TRB	9.525	16.6	4.76	3.8	1.2	○	○	●	○							
Roughing 粗加工	VNMG160408-TRA	9.525	16.6	4.76	3.8	0.8								○	●		
	VNMG160412-TRA	9.525	16.6	4.76	3.8	1.2								○	●		
	VNMG160404-TMA	9.525	16.6	4.76	3.8	0.4	○	○	●	○							
	VNMG160408-TMA	9.525	16.6	4.76	3.8	0.8	○	○	●	○							
	VNMG160412-TMA	9.525	16.6	4.76	3.8	1.2	○	○	●	○							
Semi-finishing 半精加工	VNMW110302	6.35	11.1	3.18	2.8	0.2								○	●		

● Featured grade 主推牌号 ○ Optional grade 可选牌号

zyx@jetedge-cutting.com http://www.jetedge-cutting.com/

80°六角形
(负角)

WN 80°六边形 负角 带孔

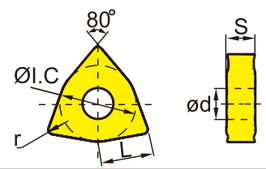

连续切削 Continuous cutting | 一般工况 General cutting | 断续切削 Interrupted cutting

Workpiece material

		Continuous cutting				General cutting			Interrupted cutting		
P	Steel	●	●	●	●						
M	Stainless steel					●	●	●			
K	Cast iron								●	●	
N	Non-ferrous metal										
S	Heat resistant alloy Ti alloy									●	●

Inserts shape	Type	Dimensions(mm) I.C	L	S	d	r	Coating/Grade CVD JE8015P	JE8020P	JE8025P	JE8035P	PVD JE6015M	JE6025M	JE6035M	CVD JE4015K	JE4025K	PVD JE5015S	JE5025S
半精加工 Semi-finishing	WNMA080408	12.7	8.7	4.76	5.16	0.8								○	●		
	WNMA080412	12.7	8.7	4.76	5.16	1.2								○	●		
精加工 Finishing	WNMG080404-TFC	12.7	8.7	4.76	5.16	0.4					○	●	○				
	WNMG080408-TFC	12.7	8.7	4.76	5.16	0.8					○	●	○				
	WNMG080412-TFC	12.7	8.7	4.76	5.16	1.2					○	●	○				
	WNMG080404-TFA	12.7	8.7	4.76	5.16	0.4	○	○	●	○							
	WNMG080418-TFA	12.7	8.7	4.76	5.16	1.8	○	○	●	○							
	WNMG080412-TFA	12.7	8.7	4.76	5.16	1.2	○	○	●	○							
	WNMG080404-TFB	12.7	8.7	4.76	5.16	0.4	○	○	●	○							
	WNMG080408-TFB	12.7	8.7	4.76	5.16	0.8	○	○	●	○							
半精加工 Semi-finishing	WNMG080404-TMD	12.7	8.7	4.76	5.16	0.4								○	●		
	WNMG080408-TMD	12.7	8.7	4.76	5.16	0.8								○	●		
	WNMG080412-TMD	12.7	8.7	4.76	5.16	1.2								○	●		
	WNMG080404-TMB	12.7	8.7	4.76	5.16	0.4					○	●	○				
	WNMG080408-TMB	12.7	8.7	4.76	5.16	0.8					○	●	○				
	WNMG080412-TMB	12.7	8.7	4.76	5.16	1.2					○	●	○				
	WNMG080404-TMC	12.7	8.7	4.76	5.16	0.4					○	●	○				
	WNMG080408-TMC	12.7	8.7	4.76	5.16	0.8					○	●	○				
	WNMG080412-TMC	12.7	8.7	4.76	5.16	1.2					○	●	○				
	WNMG080404-TRB	12.7	8.7	4.76	5.16	0.4	○	○	●	○							
	WNMG080408-TRB	12.7	8.7	4.76	5.16	0.8	○	○	●	○							
	WNMG080412-TRB	12.7	8.7	4.76	5.16	1.2	○	○	●	○							
粗加工 Roughing	WNMG080404-TRA	12.7	8.7	4.76	5.16	0.4								○	●		
	WNMG080408-TRA	12.7	8.7	4.76	5.16	0.8								○	●		
	WNMG080412-TRA	12.7	8.7	4.76	5.16	1.2								○	●		

● Featured grade 主推牌号 ○ Optional grade 可选牌号

A 通用车刀 General Turning

80°六角形
(负角)

WN 80°六边形 负角 带孔

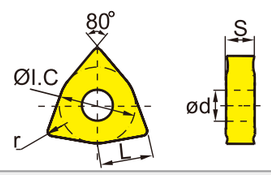

连续切削 Continuous cutting | 一般工况 General cutting | 断续切削 Interrupted cutting

Workpiece material

		Continuous cutting				General cutting			Interrupted cutting		
P	Steel	●	●	●	●						
M	Stainless steel					●	●	●			
K	Cast iron								●	●	
N	Non-ferrous metal										
S	Heat resistant alloy Ti alloy									●	●

Inserts shape	Type	Dimensions(mm) I.C	L	S	d	r	Coating/Grade CVD JE8015P	JE8020P	JE8025P	JE8035P	PVD JE6015M	JE6025M	JE6035M	CVD JE4015K	JE4025K	PVD JE5015S	JE5025S
粗加工 Roughing	WNMG080404-TMA	12.7	8.7	4.76	5.16	0.4	○	○	●	○							
	WNMG080408-TMA	12.7	8.7	4.76	5.16	0.8	○	○	●	○							
	WNMG080412-TMA	12.7	8.7	4.76	5.16	1.2	○	○	●	○							
	WNMG080404L-TMF	12.7	8.7	4.76	5.16	0.4	○	○	●	○							
	WNMG080404R-TMF	12.7	8.7	4.76	5.16	0.4	○	○	●	○							
	WNMG080408L-TMF	12.7	8.7	4.76	5.16	0.8	○	○	●	○							
	WNMG080408R-TMF	12.7	8.7	4.76	5.16	0.8	○	○	●	○							

● Featured grade 主推牌号 ○ Optional grade 可选牌号

zyx@jetedge-cutting.com http://www.jetedge-cutting.com/

80°菱形 (正角)

CC 80°菱形 正角 带孔

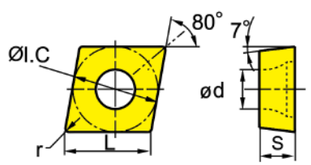

Workpiece material		连续切削 Continuous cutting				一般工况 General cutting				断续切削 Interrupted cutting		
P	Steel	●	●	●	●							
M	Stainless steel					●	●	●				
K	Cast iron								●	●		
N	Non-ferrous metal											
S	Heat resistant alloy Ti alloy										●	●

Inserts shape	Type	Dimensions(mm) I.C	L	S	d	r	Coating/Grade CVD JE8015P	JE8020P	JE8025P	JE8035P	PVD JE6015M	JE6025M	JE6035M	CVD JE4015K	JE4025K	PVD JE5015S	JE5025S
Finishing 精加工	CCMT060202	6.35	6.45	2.38	2.8	0.2	○	○	●	○	○	●	○	○	●	○	●
	CCMT060204	6.35	6.45	2.38	2.8	0.4	○	○	●	○	○	●	○	○	●	○	●
	CCMT060208	6.35	6.45	2.38	2.8	0.8	○	○	●	○	○	●	○	○	●	○	●
	CCMT09T304	9.525	9.67	3.97	4.4	0.4	○	○	●	○	○	●	○	○	●	○	●
	CCMT09T308	9.525	9.67	3.97	4.4	0.8	○	○	●	○	○	●	○	○	●	○	●
	CCMT120404	12.7	12.9	4.76	5.5	0.4	○	○	●	○	○	●	○	○	●	○	●
	CCMT120408	12.7	12.9	4.76	5.5	0.8	○	○	●	○	○	●	○	○	●	○	●
	CCRT060202K	6.35	6.45	2.38	2.8	0.2	○	○	●	○	○	●	○	○	●	○	●
	CCRT09T302K	9.525	9.67	3.97	4.4	0.2	○	○	●	○	○	●	○	○	●	○	●
	CCRT060202-TFD	6.35	6.45	2.38	2.8	0.2	○	○	●	○	○	●	○	○	●	○	●
	CCRT09T302-TFD	9.525	9.67	3.97	4.4	0.2	○	○	●	○	○	●	○	○	●	○	●
	CCRT09T302-TAA	9.525	9.67	3.97	4.4	0.2	○	○	●	○	○	●	○	○	●	○	●
							○	○	●	○	○	●	○	○	●	○	●
Semi-finishing 半精加工	CCRW030101	3.5	3.55	1.4	1.9	0.1	○	○	●	○	○	●	○	○	●	○	●
	CCRW040101	4.3	4.37	1.8	2.3	0.1	○	○	●	○	○	●	○	○	●	○	●
	CCRW060202	6.35	6.45	2.38	2.8	0.2	○	○	●	○	○	●	○	○	●	○	●
	CCRW09T302	9.525	9.67	3.97	4.4	0.4	○	○	●	○	○	●	○	○	●	○	●

● Featured grade 主推牌号 ○ Optional grade 可选牌号

55°菱形 (正角)

DC 55°菱形 正角 带孔

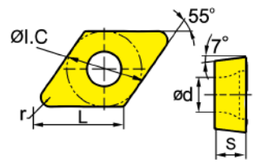

Workpiece material		连续切削 Continuous cutting				一般工况 General cutting				断续切削 Interrupted cutting		
P	Steel	●	●	●	●							
M	Stainless steel					●	●	●				
K	Cast iron								●	●		
N	Non-ferrous metal											
S	Heat resistant alloy Ti alloy										●	●

Inserts shape	Type	Dimensions(mm) I.C	L	S	d	r	Coating/Grade CVD JE8015P	JE8020P	JE8025P	JE8035P	PVD JE6015M	JE6025M	JE6035M	CVD JE4015K	JE4025K	PVD JE5015S	JE5025S
Finishing 精加工	DCMT070204	6.35	6.45	2.38	2.8	0.2	○	○	●	○	○	●	○	○	●	○	●
	DCMT070208	6.35	6.45	2.38	2.8	0.4	○	○	●	○	○	●	○	○	●	○	●
	DCMT11T304	6.35	6.45	2.38	2.8	0.8	○	○	●	○	○	●	○	○	●	○	●
	DCMT11T308	9.525	9.67	3.97	4.4	0.4	○	○	●	○	○	●	○	○	●	○	●
Semi-finishing 半精加工	DCMT070202-TME	9.525	9.67	3.97	4.4	0.8	○	○	●	○	○	●	○	○	●	○	●
	DCMT070204-TME	12.7	12.9	4.76	5.5	0.4	○	○	●	○	○	●	○	○	●	○	●
	DCMT070208-TME	12.7	12.9	4.76	5.5	0.8	○	○	●	○	○	●	○	○	●	○	●
	DCMT11T304-TME	6.35	6.45	2.38	2.8	0.2	○	○	●	○	○	●	○	○	●	○	●
	DCMT11T308-TME	9.525	9.67	3.97	4.4	0.2	○	○	●	○	○	●	○	○	●	○	●
Finishing 精加工	DCRT070202K	6.35	7.75	2.39	2.8	0.2	○	○	●	○	○	●	○	○	●	○	●
	DCRT11T302K	9.525	11.6	2.39	4.4	0.2	○	○	●	○	○	●	○	○	●	○	●
	DCRT070202-TFD	6.35	7.75	2.38	2.8	0.2	○	○	●	○	○	●	○	○	●	○	●
	DCRT11T302-TFD	6.35	11.6	2.38	2.8	0.2	○	○	●	○	○	●	○	○	●	○	●
	DCRT11T304-TFD	6.35	11.6	2.38	2.8	0.4	○	○	●	○	○	●	○	○	●	○	●
	DCRT070202-TAA	6.35	7.75	2.38	2.8	0.2	○	○	●	○	○	●	○	○	●	○	●
	DCRT11T302-TAA	6.35	11.6	2.38	2.8	0.2	○	○	●	○	○	●	○	○	●	○	●
Semi-finishing 半精加工	DCRW070202	6.35	7.75	2.38	2.8	0.2	○	○	●	○	○	●	○	○	●	○	●
	DCRW11T301	9.525	11.6	3.97	4.4	0.1	○	○	●	○	○	●	○	○	●	○	●
	DCRW11T302	9.525	11.6	3.97	4.4	0.2	○	○	●	○	○	●	○	○	●	○	●

● Featured grade 主推牌号 ○ Optional grade 可选牌号

zyx@jetedge-cutting.com http://www.jetedge-cutting.com/

90°正方形
(正角)

SC 90°正方形 正角 带孔

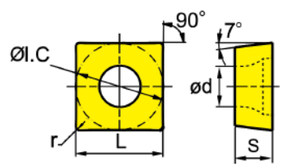

连续切削 Continuous cutting | 一般工况 General cutting | 断续切削 Interrupted cutting

Workpiece material

	Steel	Stainless steel	Cast iron	Non-ferrous metal	Heat resistant alloy Ti alloy
JE8015P	○				
JE8020P	○				
JE8025P	●				
JE8035P	○				
JE6015M		○			
JE6025M		●			
JE6035M		○			
JE4015K			○		
JE4025K			●		
JE5015S					○
JE5025S					●

Inserts shape		Type	Dimensions(mm) I.C	L	S	d	r	JE8015P	JE8020P	JE8025P	JE8035P	JE6015M	JE6025M	JE6035M	JE4015K	JE4025K	JE5015S	JE5025S
Finishing 精加工		SCMT09T304	9.525	9.525	3.97	4.4	0.4	○	○	●	○	○	●	○	○	●	○	●
		SCMT09T308	9.525	9.525	3.97	4.4	0.8	○	○	●	○	○	●	○	○	●	○	●
		SCMT120404	12.7	12.7	4.76	5.5	0.4	○	○	●	○	○	●	○	○	●	○	●
		SCMT120408	12.7	12.7	4.76	5.5	0.8	○	○	●	○	○	●	○	○	●	○	●
		SCRT09T302K	9.525	9.525	3.97	4.4	0.2	○	○	●	○	○	●	○	○	●	○	●
		SCRW09T302	9.525	9.525	3.97	4.4	0.2	○	○	●	○	○	●	○	○	●	○	●

● Featured grade 主推牌号 ○ Optional grade 可选牌号

60°正三角形
(正角)

TC 60°正三角形 正角 带孔

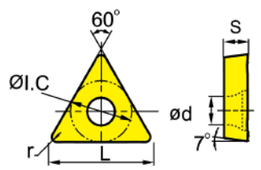

连续切削 Continuous cutting | 一般工况 General cutting | 断续切削 Interrupted cutting

Workpiece material

	Steel	Stainless steel	Cast iron	Non-ferrous metal	Heat resistant alloy Ti alloy
JE8015P	○				
JE8020P	○				
JE8025P	○				
JE8035P	○				
JE6015M		○			
JE6025M		○			
JE6035M		○			
JE4015K			○		
JE4025K			●		
JE5015S					○
JE5025S					●

Inserts shape		Type	Dimensions(mm) I.C	L	S	d	r	JE8015P	JE8020P	JE8025P	JE8035P	JE6015M	JE6025M	JE6035M	JE4015K	JE4025K	JE5015S	JE5025S
Finishing 精加工		TCMT090204	5.56	9.6	2.38	2.5	0.4	○	○	●	○	○	●	○	○	●	○	●
		TCMT090208	5.56	9.6	2.38	2.5	0.8	○	○	●	○	○	●	○	○	●	○	●
		TCMT110204	6.35	11	2.38	2.8	0.4	○	○	●	○	○	●	○	○	●	○	●
		TCMT110208	6.35	11	2.38	2.8	0.8	○	○	●	○	○	●	○	○	●	○	●
		TCMT16T304	9.525	16.5	3.97	4.4	0.4	○	○	●	○	○	●	○	○	●	○	●
		TCMT16T308	9.525	16.5	3.97	4.4	0.8	○	○	●	○	○	●	○	○	●	○	●
Semi-finishing 半精加工																		

● Featured grade 主推牌号 ○ Optional grade 可选牌号

zyx@jetedge-cutting.com http://www.jetedge-cutting.com/

A 通用车刀 General Turning

35°菱形
(正角)

VB 35°菱形 正角 带孔

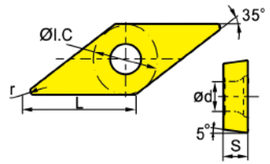

Workpiece material	连续切削 Continuous cutting				一般工况 General cutting			断续切削 Interrupted cutting			
P Steel	●	◐	◐	✚							
M Stainless steel					●	◐	✚				
K Cast iron								●	◐		
N Non-ferrous metal											
S Heat resistant alloy Ti alloy										●	◐

Inserts shape		Type	Dimensions(mm) I.C	L	S	d	r	Coating/Grade CVD JE8015P	CVD JE8020P	CVD JE8025P	CVD JE8035P	PVD JE6015M	PVD JE6025M	PVD JE6035M	CVD JE4015K	CVD JE4025K	PVD JE5015S	PVD JE5025S
精加工 Finishing		VBMT110304	6.35	11.1	2.38	2.8	0.4	○	○	●	○	○	●	○	○	●	○	●
		VBMT110308	6.35	11.1	2.38	2.8	0.8	○	○	●	○	○	●	○	○	●	○	●
		VBMT160404	9.525	16.6	3.97	4.4	0.4	○	○	●	○	○	●	○	○	●	○	●
		VBMT160408	9.525	16.6	3.97	4.4	0.8	○	○	●	○	○	●	○	○	●	○	●
		VCRT110302K	6.35	11.1	3.18	2.8	0.2	○	○	●	○	○	●	○	○	●	○	●
		VCRT160402K	9.525	16.6	4.76	4.4	0.2	○	○	●	○	○	●	○	○	●	○	●
		VCRT110302-TFD	6.35	11.1	3.18	2.8	0.2	○	○	●	○	○	●	○	○	●	○	●
		VCRT110301-TAA	6.35	11.1	3.18	2.8	0.1	○	○	●	○	○	●	○	○	●	○	●
		VCRT110302-TAA	6.35	11.1	3.18	2.8	0.2	○	○	●	○	○	●	○	○	●	○	●
半精加工 Semi-finishing		VBRW110301	6.35	11.1	3.18	2.8	0.1	○	○	●	○	○	●	○	○	●	○	●
		VBRW110302	6.35	11.1	3.18	2.8	0.2	○	○	●	○	○	●	○	○	●	○	●
		VBRW160402	9.525	16.6	4.76	4.4	0.2	○	○	●	○	○	●	○	○	●	○	●
		VPRW110302	6.35	11.1	3.18	2.8	0.2	○	○	●	○	○	●	○	○	●	○	●

● Featured grade 主推牌号　○ Optional grade 可选牌号

JetEdge CUTTING TOOLS | Shanghai JetEdge Cutting Tools Co., Ltd.
zyx@jetedge-cutting.com http://www.jetedge-cutting.com/

常见问题与解决方案

√ 这个因素需要重点检查或调整 This factor requires careful examination or adjustment.
↑ 建议增加这个参数 It is suggested to add this parameter.
↓ 建议降低这个参数 It is suggested to reduce this parameter.

常见问题 Main problem		选择条件 Selection condition	刀具材料选择 Selection of Tool material: 硬度更高的材料 Material with higher hardness	韧性好的材料 material with good toughness	切削条件 Cutting Condition: 切削速度 cutting speed	进给 feeding	切深 cutting depth	切削液 Cutting fluid	刀具形状 Shape of tool: 改变刀片槽型 Change chip breakers of the inserts	前角 front angle	刀尖圆弧半径 corner radius	主偏角 cutting edge angle	切削刃强度 cutting edge strength	提高刀片精度 Improve blade accuracy	提高刀具刚性 improve blade rigidity	机床装夹 Machine tool clamping: 工件刀柄装夹 Workpiece holder clamping	刀柄悬伸 Tool holder overhanging	动力、机床间隙 Power machine clearence
刀尖磨损过大 Too much wear for the knifepoint	加工中精度超标 Machining accuracy beyond standard	后刀面磨损增大 Flank wear increases	√								↑							
		切削条件不适合 Cutting condition is not suitable			↓	↑								√				
表面精度恶化 Surface accuracy deterioration	表面质量差 Poor surface quality	刀具磨损增大、刀刃不够锋利 Tool wear increases and the blade is not sharp enough	√		↓			√		↑	↑		↓			√	√	√
		切削刃缺损 Cutting edge defect		√		↓	↓		√		↑		↑					
		切削刃几何形状不合适 Cutting edge geometry is not appropriate							√		↑		↓	√				
		切削条件不合适 Cutting condition is not suitable			↑	↓	↓	√										
		振动、发颤 Vibration and tremble		√	↑↓	↓	↓	√	√	↑	↓	↑	↓			√	√	√
		积屑瘤 built- up edge			↑	↑		√	√	↑			↓	√				
发热 Heat	切削热的影响 Cutting heat effect	切削条件不合适 Cutting condition is not suitable			↓					↑								
		切削刃几何形状不合适 Cutting edge geometry is not appropriate	√						√	↑			↓					
尺寸精度差 Poor dimensional accuracy	加工中尺寸波动 Dimension fluctuation in machining	刀片精度不合适 The blade accurancy is not suitable												√				
		工件、刀具位置偏移 Work tool offset			↑				√	↑	↓	↑			√	√	√	√
刀具切削刃损伤 Cutting edge damage	后刀面、前刀面磨损增大 Wear increases on the back and front knife surfaces	后刀面磨损 The front edge wears	√		↓				√	↑	↑		↓					
		前刀面磨损 The back edge wears	√		↓	↓	↓		√	↑		↓						
	微崩 Minor Tipping	振动、冲击 Vibration and impact		√		↓	↓		√			↓	↑		√	√	√	√
	积屑瘤 Built-up edge	工件硬度与刀具切削条件不适合 The hardness of the tool material is not suitable for cutting condition				↑		√	√	↑			↓	√				
	热龟裂 Thermal cracking	工件材料的硬度与刀具材料和切削条件不适合 The hardness of the tool material is not suitable for cutting condition			↓	↓	↓	√	√	↑			↓					
	切削刃刀尖部分变形 Cutting edge deformation	在断续切削大进给时发生 Occurs when intermittent cutting in large feeding	√			↓	↓	√	√	↑	↑	↓	↓					
	刀具寿命 Life time of tools	材料、切削条件不合适 Tool material is not suitable for cutting condition		√		↓	↓		√		↑	↓	↑		√	√	√	√
切屑控制 Cutting control	长切屑缠绕 long cutting chips, winding	切削条件不合适 Cutting condition is not suitable			↓	↑	↑	√										
		刀刃几何形状不合适 Cutting edge geometry is not appropriate							√		↓	↑						
	切屑太短，导致飞溅 Short cutting chips, causing splash	切削条件不合适 Cutting condition is not suitable				↓	↓	√										
		刀刃几何形状不合适 Cutting edge geometry is not appropriate							√		↑	↓						
毛刺、塌边 Burr, Collapse	钢、铝，产生毛刺 Steel and aluminum, burrs	切削条件不适合 Cutting condition is not suitable			↑	↓		√										
		刀具磨损、几何形状不合适 Cutting tool wears and Cutting edge geometry is not appropriate	√						√	↑	↓	↑	↓					
	铸铁，塌边 Cast iron, collapse	切削条件不合适 Cutting condition is not suitable			↓	↑		√										
		刀具磨损、几何形状不合适 Cutting tool wears and Cutting edge geometry is not appropriate	√						√	√	↓	↓	↓					
	软钢，毛边 Mild steel, burrs	切削条件不合适 Cutting condition is not suitable				↓	↓											
		刀具磨损、几何形状不合适 Cutting tool wears and Cutting edge geometry is not appropriate	√						√	↑	↑		↑		√	√	√	√

型号识别系统

16	E	R	1.50	ISO	M	HMC
(1)	(2)	(3)	(4)	(5)	(6)	(7)

1 刀片尺寸 Inserts size

INSL (mm)	IC
06	3.97 mm = 5/32"
08	4.76 mm = 3/16"
11	6.35 mm = 1/4"
16	9.52 mm = 3/8"
22	12.70 mm = 1/2"
27	15.88 mm = 5/8"

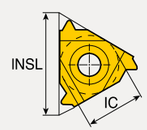

2 应用 Application

E - External
I - Internal
VE - V-type

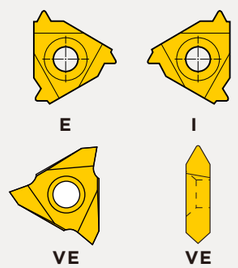

3 切削方向 Hand of tool

R - 右手 Right-hand
L - 左手 Left-hand
RL - 左右手 Right and left-hand

4 螺距 Pitch

全牙形 Full profile
数字范围 Value by number
0.35-9.mm (Thread pitch)
72-2 TPI (Threads per inch)

4 螺距 Pitch

V牙形 V-shaped teeth
字母范围 Range by letter

	mm (Thread pitch)	TPI (Threads per inch)
A	0.5-1.5mm	48-16
AG	0.5-3.0mm	48-8
G	1.75-3.0mm	14-8
N	3.5-5.0mm	7-5
Q	5.5-6.0mm	4.5-4
U	5.5-9.0mm	4.5-2.75

5 螺纹牙形 Thread standard

ISO 公制螺纹	– ISO metric
60 60°通用螺纹	– Partial profile 60°
55 55°通用螺纹	– Partial profile 55°
UN 统一协定螺纹	– American UN
W 惠氏螺纹	– Whitworth
NPT 美制椎管螺纹	– NPT
BSPT 英制椎管螺纹	– British BSPT
TR 标准梯形螺纹	– Trapeze DIN103
ACME 美制梯形螺纹	– ACME
STACME 美制短齿梯形螺纹	– Stub ACME
RD 消防食品机械圆螺纹	– Round DIN403
ABUT 美制锯齿螺纹	– American buttress
SAGE 德标锯齿螺纹	– Sagengewinde DIN51

6 类型 Type

M 磨制 - Grinding
□ 断屑槽 - Chipbreaker

7 牌号 Grades

螺纹类型

螺纹种类 call letters	公制	通用螺纹	通用螺纹	统一协定	惠氏	英制螺纹	美制螺纹
	IOS	60°	55°	UN	W	BSPT	NPT
螺纹形状 Description	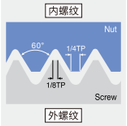	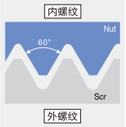				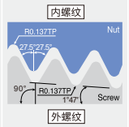	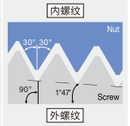
螺距 Pitch	mm	牙 / 英寸 Pitch/inch	牙 / 英寸 Pitch/inch	牙 / 英寸 Pitch/inch	牙 / 英寸 Pitch/inch	牙 / 英寸 Pitch/inch	牙 / 英寸 Pitch/inch
应用领域 Application	一般工业机械				燃气、水和管道螺纹		

螺纹种类 call letters	美制干密封螺纹	梯形螺纹	美制梯形螺纹	美制短锯齿梯形螺纹	美制锯齿螺纹	德标锯齿螺纹	消防食品机械圆螺纹
	NPTF	TR	ACME	STACME	ABUT	SAGE	RD
螺纹形状 Description	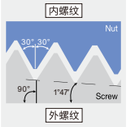	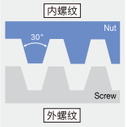	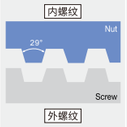	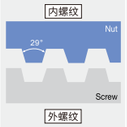	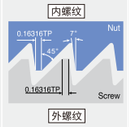	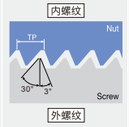	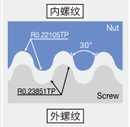
螺距 Pitch	牙 / 英寸 Pitch/inch	mm	牙 / 英寸 Pitch/inch	牙 / 英寸 Pitch/inch	牙 / 英寸 Pitch/inch	mm	牙 / 英寸 Pitch/inch
应用领域 Application	燃气、水和管道螺纹	机械传动					食品和消防行业管接头螺纹

60°通用 外螺纹

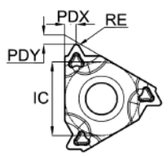

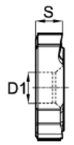

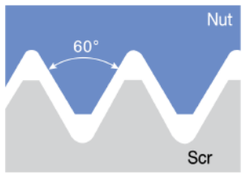

Inserts shape	Type	Pitch Range (mm)	Dimensions(mm)						Coated Cemented Carbide								
			PDY	PDX	RE	IC	S	D1	JE7015P	JE7025P	JE6015M	JE6025M	JE6035M	JE4015K	JE4025K	JE5015S	JE5025S
	16ERAG60-HGA	0.5-3.0	1.1	1.5	0.08	9.525	3.47	4	○	●	○	●	○	○	●	○	●

● Featured grade 主推牌号 ○ Optional grade 可选牌号

55°通用 外螺纹

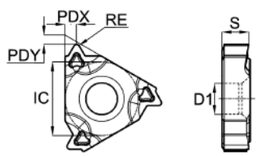

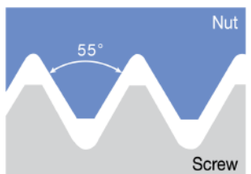

Inserts shape	Type	Pitch Range (TPI)	Dimensions(mm)						Coated Cemented Carbide								
			PDY	PDX	RE	IC	S	D1	JE7015P	JE7025P	JE6015M	JE6025M	JE6035M	JE4015K	JE4025K	JE5015S	JE5025S
	16ERAG55-HGA	48-8	1.1	1.5	0.08	9.525	3.47	4	○	●	○	●	○	○	●	○	●

● Featured grade 主推牌号 ○ Optional grade 可选牌号

60°通用 内螺纹

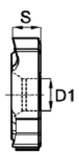

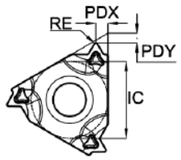

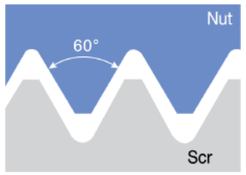

Inserts shape	Type	Pitch Range (mm)	Dimensions(mm)						Recommended Grade								
			PDY	PDX	RE	IC	S	D1	JE7015P	JE7025P	JE6015M	JE6025M	JE6035M	JE4015K	JE4025K	JE5015S	JE5025S
	16IRAG60-HGA	0.5-3.0	1.1	1.5	0.08	9.525	3.47	4	○	●	○	●	○	○	●	○	●

● Featured grade 主推牌号 ○ Optional grade 可选牌号

55°通用 内螺纹

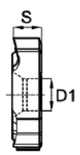

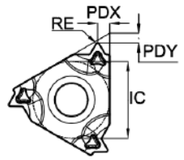

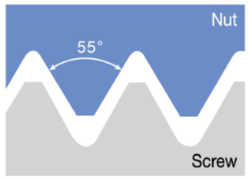

Inserts shape	Type	Pitch Range (TPI)	Dimensions(mm)						Coated Cemented Carbide								
			PDY	PDX	RE	IC	S	D1	JE7015P	JE7025P	JE6015M	JE6025M	JE6035M	JE4015K	JE4025K	JE5015S	JE5025S
	16IRAG55-HGA	48-8	1.1	1.5	0.08	9.525	3.47	4	○	●	○	●	○	○	●	○	●

● Featured grade 主推牌号 ○ Optional grade 可选牌号

ISO公制 外螺纹

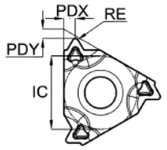

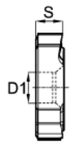

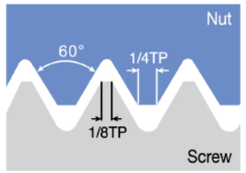

Inserts shape	Type	Pitch Range (mm)	Dimensions(mm)						Coated Cemented Carbide								
			PDY	PDX	RE	IC	S	D1	JE7015P	JE7025P	JE6015M	JE6025M	JE6035M	JE4015K	JE4025K	JE5015S	JE5025S
	16ERM150ISO-HGB	1.50	0.8	1.0	0.22	9.525	3.47	4	○	●	○	●	○	○	●	○	●
	16ERM200ISO-HGB	2.00	1.2	1.3	0.29	9.525	3.47	4	○	●	○	●	○	○	●	○	●
	16ERM250ISO-HGB	2.50	1.2	1.5	0.36	9.525	3.47	4	○	●	○	●	○	○	●	○	●
	16ERM300ISO-HGB	3.00	1.2	1.5	0.43	9.525	3.47	4	○	●	○	●	○	○	●	○	●

● Featured grade 主推牌号 ○ Optional grade 可选牌号

W 外螺纹

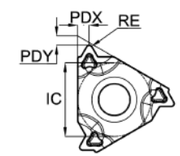

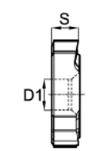

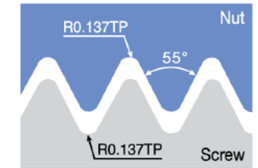

Inserts shape	Type	Pitch Range (TPI)	Dimensions(mm)						Coated Cemented Carbide								
			PDY	PDX	RE	IC	S	D1	JE7015P	JE7025P	JE6015M	JE6025M	JE6035M	JE4015K	JE4025K	JE5015S	JE5025S
	16ERM11W-HGA	11	1.2	1.5	0.30	9.525	3.47	4	○	●	○	●	○	○	●	○	●
	16ERM14W-HGA	14	1.2	1.5	0.24	9.525	3.47	4	○	●	○	●	○	○	●	○	●

● Featured grade 主推牌号 ○ Optional grade 可选牌号

ISO公制 内螺纹

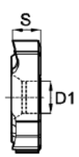

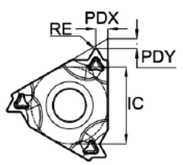

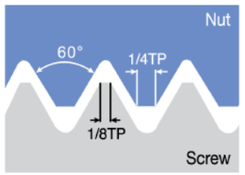

Inserts shape	Type	Pitch Range (mm)	Dimensions(mm)						Coated Cemented Carbide								
			PDY	PDX	RE	IC	S	D1	JE7015P	JE7025P	JE6015M	JE6025M	JE6035M	JE4015K	JE4025K	JE5015S	JE5025S
	11IRM1.00ISO-HGB	1.00	0.8	0.7	0.07	6.35	3.00	3.2	○	●	○	●	○	○	●	○	●
	16IRM150ISO-HGB	1.50	0.8	1.0	0.11	9.525	3.47	4	○	●	○	●	○	○	●	○	●
	16IRM200ISO-HGB	2.00	1.2	1.3	0.15	9.525	3.47	4	○	●	○	●	○	○	●	○	●
	16IRM250ISO-HGB	2.50	1.2	1.5	0.18	9.525	3.47	4	○	●	○	●	○	○	●	○	●
	16IRM300ISO-HGB	3.00	1.2	1.5	0.22	9.525	3.47	4	○	●	○	●	○	○	●	○	●

● Featured grade 主推牌号 ○ Optional grade 可选牌号

W 内螺纹

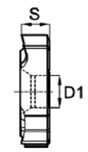

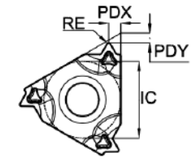

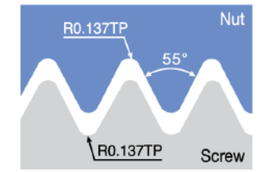

Inserts shape	Type	Pitch Range (TPI)	Dimensions(mm)						Coated Cemented Carbide								
			PDY	PDX	RE	IC	S	D1	JE7015P	JE7025P	JE6015M	JE6025M	JE6035M	JE4015K	JE4025K	JE5015S	JE5025S
	16IRM11W-HGA	11	1.2	1.5	0.30	9.525	3.47	4	○	●	○	●	○	○	●	○	●
	16IRM14W-HGA	14	1.2	1.5	0.24	9.525	3.47	4	○	●	○	●	○	○	●	○	●

● Featured grade 主推牌号 ○ Optional grade 可选牌号

NPT 外螺纹

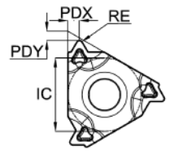

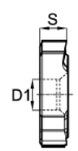

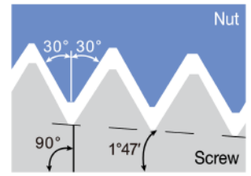

Inserts shape	Type	Pitch Range (TPI)	Dimensions(mm)						Coated Cemented Carbide								
			PDY	PDX	RE	IC	S	D1	JE7015P	JE7025P	JE6015M	JE6025M	JE6035M	JE4015K	JE4025K	JE5015S	JE5025S
	16ERM11.5NPT-HGB	11.5	1.2	1.5	0.25	9.525	3.47	4	○	●	○	●	○	○	●	○	●
	16ERM14NPT-HGB	14	1.2	1.5	0.22	9.525	3.47	4	○	●	○	●	○	○	●	○	●

● Featured grade 主推牌号 ○ Optional grade 可选牌号

BSPT 外螺纹

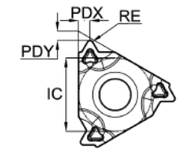

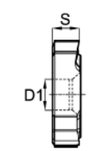

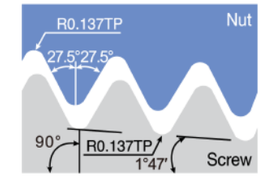

Inserts shape	Type	Pitch Range (TPI)	Dimensions(mm)						Coated Cemented Carbide								
			PDY	PDX	RE	IC	S	D1	JE7015P	JE7025P	JE6015M	JE6025M	JE6035M	JE4015K	JE4025K	JE5015S	JE5025S
	16ERM11BSPT-HGB	11	1.2	1.5	0.30	9.525	3.47	4	○	●	○	●	○	○	●	○	●
	16ERM14BSPT-HGB	14	1.2	1.5	0.24	9.525	3.47	4	○	●	○	●	○	○	●	○	●

● Featured grade 主推牌号 ○ Optional grade 可选牌号

NPT 内螺纹

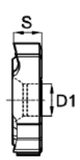

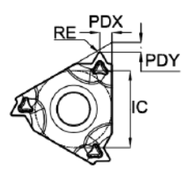

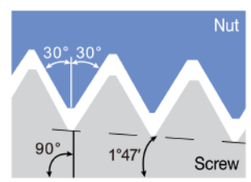

Inserts shape	Type	Pitch Range (TPI)	Dimensions(mm)						Coated Cemented Carbide								
			PDY	PDX	RE	IC	S	D1	JE7015P	JE7025P	JE6015M	JE6025M	JE6035M	JE4015K	JE4025K	JE5015S	JE5025S
	16IRM11.5NPT-HGB	11.5	1.2	1.5	0.25	9.525	3.47	4	○	●	○	●	○	○	●	○	●
	16IRM14NPT-HGB	14	1.2	1.5	0.22	9.525	3.47	4	○	●	○	●	○	○	●	○	●

● Featured grade 主推牌号 ○ Optional grade 可选牌号

BSPT 内螺纹

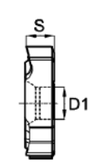

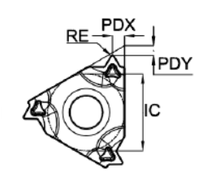

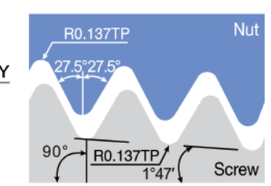

Inserts shape	Type	Pitch Range (TPI)	Dimensions(mm)						Coated Cemented Carbide								
			PDY	PDX	RE	IC	S	D1	JE7015P	JE7025P	JE6015M	JE6025M	JE6035M	JE4015K	JE4025K	JE5015S	JE5025S
	16IRM11BSPT-HGB	11	1.2	1.5	0.30	9.525	3.47	4	○	●	○	●	○	○	●	○	●
	16IRM14BSPT-HGB	14	1.2	1.5	0.24	9.525	3.47	4	○	●	○	●	○	○	●	○	●

● Featured grade 主推牌号 ○ Optional grade 可选牌号

NPT 外螺纹

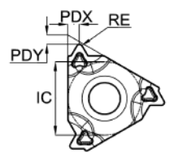

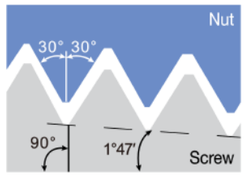

Inserts shape	Type	Pitch Range (TPI)	Dimensions(mm)						Coated Cemented Carbide								
			PDY	PDX	RE	IC	S	D1	JE7015P	JE7025P	JE6015M	JE6025M	JE6035M	JE4015K	JE4025K	JE5015S	JE5025S
	16ERM11.5NPT-HGB	11.5	1.2	1.5	0.25	9.525	3.47	4	○	●	○	●	○	○	●	○	●
	16ERM14NPT-HGB	14	1.2	1.5	0.22	9.525	3.47	4	○	●	○	●	○	○	●	○	●

● Featured grade 主推牌号 ○ Optional grade 可选牌号

BSPT 外螺纹

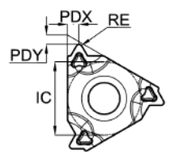

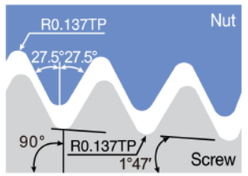

Inserts shape	Type	Pitch Range (TPI)	Dimensions(mm)						Coated Cemented Carbide								
			PDY	PDX	RE	IC	S	D1	JE7015P	JE7025P	JE6015M	JE6025M	JE6035M	JE4015K	JE4025K	JE5015S	JE5025S
	16ERM11BSPT-HGB	11	1.2	1.5	0.30	9.525	3.47	4	○	●	○	●	○	○	●	○	●
	16ERM14BSPT-HGB	14	1.2	1.5	0.24	9.525	3.47	4	○	●	○	●	○	○	●	○	●

● Featured grade 主推牌号 ○ Optional grade 可选牌号

NPT 内螺纹

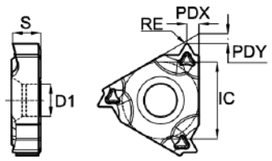

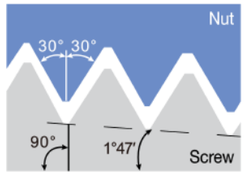

Inserts shape	Type	Pitch Range (TPI)	Dimensions(mm)						Coated Cemented Carbide								
			PDY	PDX	RE	IC	S	D1	JE7015P	JE7025P	JE6015M	JE6025M	JE6035M	JE4015K	JE4025K	JE5015S	JE5025S
	16IRM11.5NPT-HGB	11.5	1.2	1.5	0.25	9.525	3.47	4	○	●	○	●	○	○	●	○	●
	16IRM14NPT-HGB	14	1.2	1.5	0.22	9.525	3.47	4	○	●	○	●	○	○	●	○	●

● Featured grade 主推牌号 ○ Optional grade 可选牌号

BSPT 内螺纹

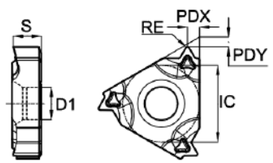

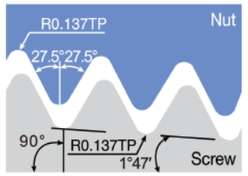

Inserts shape	Type	Pitch Range (TPI)	Dimensions(mm)						Coated Cemented Carbide								
			PDY	PDX	RE	IC	S	D1	JE7015P	JE7025P	JE6015M	JE6025M	JE6035M	JE4015K	JE4025K	JE5015S	JE5025S
	16IRM11BSPT-HGB	11	1.2	1.5	0.30	9.525	3.47	4	○	●	○	●	○	○	●	○	●
	16IRM14BSPT-	14	1.2	1.5	0.24	9.525	3.47	4	○	●	○	●	○	○	●	○	●

● Featured grade 主推牌号 ○ Optional grade 可选牌号

切槽刀

MGMN□□

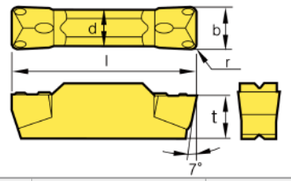

Workpiece material		连续切削 Continuous cutting		一般工况 General cutting			断续切削 Interrupted cutting	
P	Steel	●	◐					
M	Stainless steel			●	◐	◐		
K	Cast iron						●	◐
N	Non-ferrous metal							
S	Heat resistant alloy Ti alloy						●	◐

Inserts shape	Type	Dimensions(mm)					Recommended Grade								
		b	r	l	d	t	JE7015P	JE7025P	JE6015M	JE6025M	JE6035M	JE4015K	JE4025K	JE5015S	JE5025S
	MGMN150-G	1.50	0.15	16.0	1.20	3.5	○	●	○	●	○	○	●	○	●
	MGMN200-G	2.0	0.2	16.0	1.6	3.5	○	●	○	●	○	○	●	○	●
	MGMN250-G	2.5	0.2	18.5	2.0	3.85	○	●	○	●	○	○	●	○	●
	MGMN300-G	3.0	0.4	21.0	2.35	4.8	○	●	○	●	○	○	●	○	●
	MGMN300-M	3.0	0.4	21.0	2.35	4.8	○	●	○	●	○	○	●	○	●
	MGMN400-M	4.0	0.4	21.0	3.3	4.8	○	●	○	●	○	○	●	○	●
	MGMN500-M	5.0	0.8	26.0	4.1	5.8	○	●	○	●	○	○	●	○	●
	MGMN600-M	6.0	0.8	26.0	5.0	5.8	○	●	○	●	○	○	●	○	●
	MGMN150-T	1.5	0.15	16.0	1.2	3.5	○	●	○	●	○	○	●	○	●
	MGMN200-T	2.0	0.2	16.0	1.6	3.5	○	●	○	●	○	○	●	○	●
	MGMN250-T	2.5	0.2	18.5	2.0	3.85	○	●	○	●	○	○	●	○	●
	MGMN300-T	3.0	0.4	21.0	2.35	4.8	○	●	○	●	○	○	●	○	●
	MGMN400-T	4.0	0.4	21.0	3.3	4.8	○	●	○	●	○	○	●	○	●
	MGMN500-T	5.0	0.8	25.9	4.1	5.8	○	●	○	●	○	○	●	○	●
	MGMN600-T	6.0	0.8	26.2	5.0	5.8	○	●	○	●	○	○	●	○	●
	MGMN150-DR	1.5	0.15	16.0	1.2	3.5	○	●	○	●	○	○	●	○	●
	MGMN200-DR	2.0	0.15	16.0	1.6	3.5	○	●	○	●	○	○	●	○	●
	MGMN250-DR	2.5	0.2	18.5	2.0	3.85	○	●	○	●	○	○	●	○	●
	MGMN300-DR	3.0	0.2	21.0	2.35	4.8	○	●	○	●	○	○	●	○	●
	MGMN400-DR	4.0	0.4	21.0	3.3	4.8	○	●	○	●	○	○	●	○	●
	MGMN500-DR	5.0	0.6	25.9	4.1	5.8	○	●	○	●	○	○	●	○	●
	MGMN600-DR	6.0	0.8	26.2	5.0	5.8	○	●	○	●	○	○	●	○	●

● Featured grade 主推牌号 ○ Optional grade 可选牌号

C 切断切槽刀 Grooving Inserts

切槽刀

MRMN□□

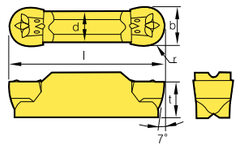

Workpiece material		连续切削 Continuous cutting		一般工况 General cutting			断续切削 Interrupted cutting	
P	Steel	●	◐					
M	Stainless steel			●	◐	◐		
K	Cast iron						●	◐
N	Non-ferrous metal							
S	Heat resistant alloy Ti alloy						●	◐

Inserts shape	Type	Dimensions(mm)					Recommended Grade								
		b	r	l	d	t	JE7015P	JE7025P	JE6015M	JE6025M	JE6035M	JE4015K	JE4025K	JE5015S	JE5025S
	MRMN200-M	2.0	1.0	16.0	1.65	3.5	○	●	○	●	○	○	●	○	●
	MRMN300-M	3.0	1.5	21.0	2.35	4.8	○	●	○	●	○	○	●	○	●
	MRMN400-M	4.0	2.0	21.0	3.3	4.8	○	●	○	●	○	○	●	○	●
	MRMN500-M	5.0	2.5	26.0	4.1	5.8	○	●	○	●	○	○	●	○	●
	MRMN600-M	6.0	2.5	26.0	5.0	5.8	○	●	○	●	○	○	●	○	●

● Featured grade 主推牌号 ○ Optional grade 可选牌号

TDJ□□

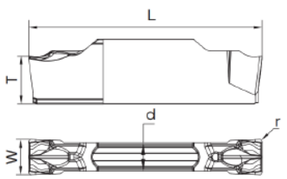

Workpiece material		连续切削 Continuous cutting		一般工况 General cutting			断续切削 Interrupted cutting	
P	Steel	●	◐					
M	Stainless steel			●	◐	◐		
K	Cast iron						●	◐
N	Non-ferrous metal							
S	Heat resistant alloy Ti alloy						●	◐

Inserts shape	Type	Blade holder size	Dimensions(mm)					Recommended Grade								
			W	R	B	L	H	JE7015P	JE7025P	JE6015M	JE6025M	JE6035M	JE4015K	JE4025K	JE5015S	JE5025S
	TDJ2	2	2.0	0.2	1.7	20.0	4.7	○	●	○	●	○	○	●	○	●
	TDJ3	3	3.0	0.2	2.4	20.0	4.7	○	●	○	●	○	○	●	○	●
	TDJ4	4	4.0	0.3	3.0	20.0	4.7	○	●	○	●	○	○	●	○	●

● Featured grade 主推牌号 ○ Optional grade 可选牌号

C 切断切槽刀 Grooving Inserts

切槽刀

TDC□□

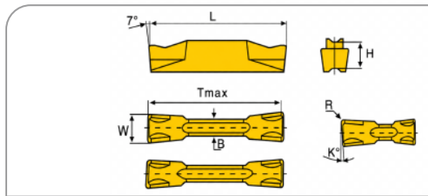

Workpiece material	连续切削 Continuous cutting	一般工况 General cutting	断续切削 Interrupted cutting
P Steel	●	◐	
M Stainless steel		●	◐ ✚
K Cast iron			● ◐
N Non-ferrous metal			
S Heat resistant alloy Ti alloy			● ◐

Inserts shape	Type	Blade holder size	Dimensions(mm) W	R	B	L	H	Recommended Grade JE7015P	JE7025P	JE6015M	JE6025M	JE6035M	JE4015K	JE4025K	JE5015S	JE5025S
	TDC2	2	2.0	0.2	1.7	20.0	4.7	○	●	○	●	○	○	●	○	●
	TDC3	3	3.0	0.2	2.4	20.0	4.7	○	●	○	●	○	○	●	○	●
	TDC4	4	4.0	0.3	3.0	20.0	4.7	○	●	○	●	○	○	●	○	●

● Featured grade 主推牌号 ○ Optional grade 可选牌号

TDT□□

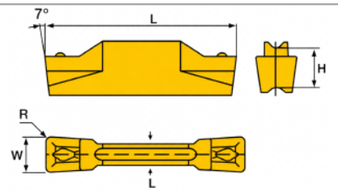

Workpiece material	连续切削 Continuous cutting	一般工况 General cutting	断续切削 Interrupted cutting
P Steel	●	◐	
M Stainless steel		●	◐ ✚
K Cast iron			● ◐
N Non-ferrous metal			
S Heat resistant alloy Ti alloy			● ◐

Inserts shape	Type	Blade holder size	Dimensions(mm) W	R	B	L	H	Recommended Grade JE7015P	JE7025P	JE6015M	JE6025M	JE6035M	JE4015K	JE4025K	JE5015S	JE5025S
	TDT3	3	3	0.3	2.25	10.0	4.7	○	●	○	●	○	○	●	○	●
	TDT4	4	4	0.4	3.05	20.0	4.7	○	●	○	●	○	○	●	○	●
	TDT2E-1.0-GTA	2	2	1.0	1.7	20.0	4.7	○	●	○	●	○	○	●	○	●
	TDT3E-1.5-GTA	3	3	1.5	2.25	20.0	4.7	○	●	○	●	○	○	●	○	●
	TDT4E-2.0-GTA	4	4	2.0	3.0	19.9	4.7	○	●	○	●	○	○	●	○	●

● Featured grade 主推牌号 ○ Optional grade 可选牌号

切槽刀

TDXU□□

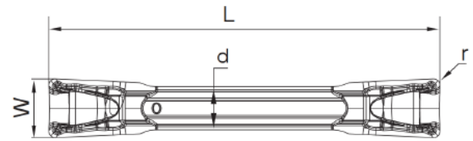

Workpiece material	连续切削 Continuous cutting	一般工况 General cutting	断续切削 Interrupted cutting
P Steel	●	◐	
M Stainless steel		●	◐ ✚
K Cast iron			● ◐
N Non-ferrous metal			
S Heat resistant alloy Ti alloy			● ◐

Inserts shape	Type	Blade holder size	Dimensions(mm) W	R	B	L	H	Recommended Grade JE7015P	JE7025P	JE6015M	JE6025M	JE6035M	JE4015K	JE4025K	JE5015S	JE5025S
	TDXU2E-0.3	2	2	0.3	1.75	20.0	4.7	○	●	○	●	○	○	●	○	●
	TDXU3E-0.3	3	3	0.3	2.2	20.0	4.7	○	●	○	●	○	○	●	○	●
	TDXU4E-0.4	4	4	0.4	3.0	20.0	4.7	○	●	○	●	○	○	●	○	●

● Featured grade 主推牌号 ○ Optional grade 可选牌号

切槽刀

KNMR□□

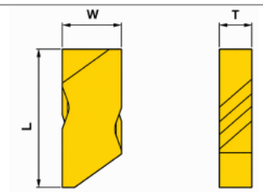

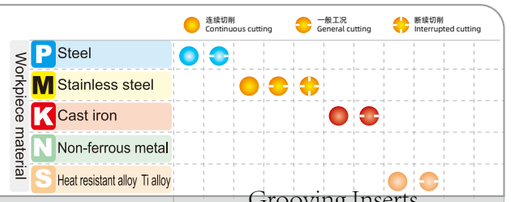

Grooving Inserts

Inserts shape	Type	Dimensions(mm) T	L	W	Recommended Grade JE7015P	JE7025P	JE6015M	JE6025M	JE6035M	JE4015K	JE4025K	JE5015S	JE5025S
	KNMR1104L	4.19	14.43	5.94	○	●	○	●	○	○	●	○	●
	KNMR1104R	4.19	14.43	5.94	○	●	○	●	○	○	●	○	●
	KNMR2005L	5.33	24.26	9.19	○	●	○	●	○	○	●	○	●
	KNMR2005R	5.33	24.26	9.19	○	●	○	●	○	○	●	○	●
	KNMR2406L	6.93	29.9	12.01	○	●	○	●	○	○	●	○	●
	KNMR2406R	6.93	29.88	12.01	○	●	○	●	○	○	●	○	●
	KNMR2410L	10.16	29.78	12.01	○	●	○	●	○	○	●	○	●
	KNMR2410R	10.16	29.78	12.01	○	●	○	●	○	○	●	○	●
	KNMR3510L	10.16	41.61	17.86	○	●	○	●	○	○	●	○	●
	KNMR3510R	10.16	41.61	17.86	○	●	○	●	○	○	●	○	●
	KNMR3513L	13.0	41.61	17.86	○	●	○	●	○	○	●	○	●
	KNMR3513R	13.0	41.61	17.86	○	●	○	●	○	○	●	○	●

● Featured grade 主推牌号 ○ Optional grade 可选牌号

浅槽刀

TGF□□

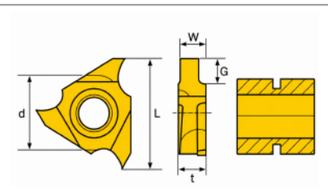

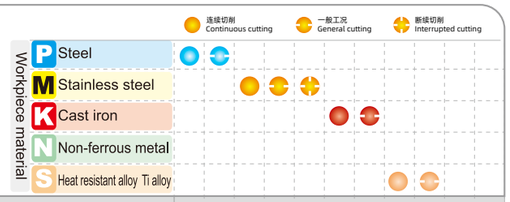

Inserts shape	Type	Dimensions(mm) L	W	G	d	t	Recommended Grade JE7015P	JE7025P	JE6015M	JE6025M	JE6035M	JE4015K	JE4025K	JE5015S	JE5025S
	TGF32	16		2.8	3/8	3.18	○	●	○	●	○	○	●	○	●
	TGF32R	16		2.8	3/8	3.18	○	●	○	●	○	○	●	○	●
	TGF32L	16		2.8	3/8	3.18	○	●	○	●	○	○	●	○	●

● Featured grade 主推牌号 ○ Optional grade 可选牌号

GBA□□

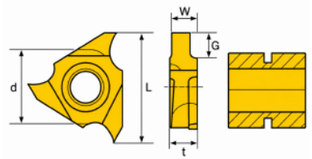

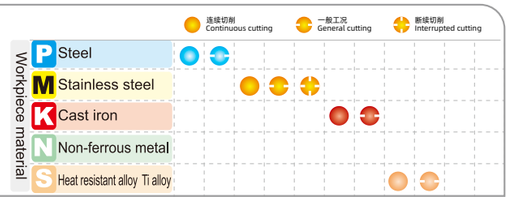

Inserts shape	Type	Dimensions(mm) L	W	G	d	t	Recommended Grade JE7015P	JE7025P	JE6015M	JE6025M	JE6035M	JE4015K	JE4025K	JE5015S	JE5025S
	GBA43R	22		2.6	3/8	3.18	○	●	○	●	○	○	●	○	●
	GBA43L	22		2.6	3/8	3.18	○	●	○	●	○	○	●	○	●

● Featured grade 主推牌号 ○ Optional grade 可选牌号

ISO铣削刀片型号表示规则

代号	形状	刀尖角(度)	图形
H	正六边形	120°	
O	正八边形	135°	
P	正五边形	108°	
S	正方形	90°	
T	正三角形	60°	
C	菱形	80°	
D		55°	
E		75°	
F		50°	
M		86°	
V		35°	
W	六边形	80°	
L	长方形	90°	
A	平行四边形	85°	
B		82°	
K		55°	
R	圆形	——	

①形状代号

代号	后角(度)
A	3°
B	5°
C	7°
D	15°
E	20°
F	25°
G	30°
N	0°
P	11°
O	其他

②后角代号

代号	公差(mm) 刀尖高(m)	厚度(s)	内切圆(Ød)	公差(inch) 刀尖高(m)	厚度(s)	内切圆(Ød)
A	±0.005	±0.025	±0.025	±0.0002	±0.001	±0.001
F	±0.005	±0.025	±0.013	±0.0002	±0.001	±0.0005
C	±0.013	±0.025	±0.025	±0.0005	±0.001	±0.001
H	±0.013	±0.025	±0.013	±0.0005	±0.001	±0.0005
E	±0.025	±0.025	±0.025	±0.001	±0.001	±0.001
G	±0.025	±0.13	±0.025	±0.001	±0.005	±0.001
J	±0.005	±0.025	±0.05~±0.13	±0.0002	±0.001	±0.002~±0.005
K	±0.013	±0.025	±0.05~±0.13	±0.0005	±0.001	±0.002~±0.005
L	±0.025	±0.025	±0.05~±0.13	±0.001	±0.001	±0.002~±0.005
M	±0.08~±0.18	±0.13	±0.05~±0.13	±0.003~±0.007	±0.005	±0.002~±0.005
N	±0.08~±0.18	±0.025	±0.05~±0.13	±0.003~±0.007	±0.001	±0.002~±0.005
U	±0.13~±0.38	±0.13	±0.08~±0.25	±0.005~±0.015	±0.005	±0.003~±0.01

③精度代号

适用刀片形状：H,O,P,S,T,C,E,M,W,R									
标准内切圆(mm)	内切圆(Ød)的公差(mm) J,K,L,M,N(级)	U(级)	刀尖高(m)的公差(mm) M,N(级)	U(级)	标准内切圆(inch)	内切圆(Ød)的公差(inch) ClassJ,K,L,M,N	Class U	刀尖高(m)的公差(inch) ClassJ,K,L,M,N	Class U
6.35	±0.05	±0.08	±0.08	±0.13	0.250	±0.002	±0.003	±0.003	±0.005
9.525					0.375				
12.7	±0.08	±0.13	±0.13	±0.2	0.500	±0.003	±0.005	±0.005	±0.008
15.875	±0.1	±0.18	±0.15	±0.27	0.625	±0.004	±0.007	±0.006	±0.011
19.05					0.750				
25.4	±0.13	±0.25	±0.18	±0.38	1.000	±0.005	±0.010	±0.007	±0.015
31.75	±0.15	±0.25	±0.2	±0.38	1.250	±0.006	±0.010	±0.008	±0.015
32					1.260				

适用刀片形状：D					
内切圆(Ød)		内切圆的公差		刀尖高的公差	
mm	inch	mm	inch	mm	inch
6.35	0.250	±0.05	±0.002	±0.11	±0.004
9.525	0.375	±0.05	±0.002	±0.11	±0.004
12.7	0.500	±0.08	±0.003	±0.15	±0.006
15.875	0.625	±0.10	±0.004	±0.18	±0.007
19.05	0.750	±0.10	±0.004	±0.18	±0.007

适用刀片形状：V					
内切圆(Ød)		内切圆的公差		刀尖高的公差	
mm	inch	mm	inch	mm	inch
6.35	0.250	±0.05	±0.002	±0.15	±0.006
9.525	0.375	±0.05	±0.002	±0.15	±0.006
12.7	0.500	±0.08	±0.003	±0.20	±0.008
15.875	0.625	±0.10	±0.004	±0.27	±0.011
19.05	0.750	±0.10	±0.004	±0.27	±0.011

代号	厚度(mm)
01	1.59
T1	1.98
02	2.38
T2	2.78
03	3.18
T3	3.97
04	4.76
05	5.56
06	6.35
07	7.94
09	9.52

⑥厚度代号

1	2	3	4	5	6	7	8	9	10
S	N	E	U	12	06	AN	E	N	GM
R	D	E	T	12	04	M0	T	–	MM

④断屑槽·孔代号

代号	有无孔	孔的形状	断屑槽	形状
N	无	—	无	
R			单面	
F			双面	
A	有	圆柱孔	无	
M			单面	
G			双面	
W		部分圆柱孔单面40°~60°	无	
T			单面	
Q		部分圆柱孔双面40°~60°	无	
U			双面	
B		部分圆柱孔单面70°~90°	无	
H			单面	
C		部分圆柱孔双面70°~90°	无	
J			双面	
X	—	—	—	

⑤ISO切削刀长度代号(mm)

R 代号	R 尺寸	S 代号	S 尺寸	C 代号	C 尺寸	W 代号	W 尺寸	T 代号	T 尺寸	D 代号	D 尺寸	V 代号	V 尺寸	K 代号	K 尺寸	内切圆(mm)
		03	3.97	03	4.0			06	6.9	4	4.8					3.97
		04	4.76	04	4.8			08	8.2	5	5.8					4.76
05	5	—	—	—	—	—	—	—	—	—	—	—	—	—	—	5
		05	5.56	05	5.6	03	3.8	09	9.6	6	6.8					5.56
06	6	—	—	—	—	—	—	—	—	—	—	—	—	—	—	6
		06	6.35	06	6.5	04	4.3	11	11	7	7.8	11	11.2			6.35
		07	7.94	08	8.1	05	5.4	13	13.8	9	9.7					7.94
08	8	—	—	—	—	—	—	—	—	—	—	—	—	—	—	8
09	9.525	09	9.525	09	9.7	06	6.5	16	16.5	11	11.6	16	16.6	16	19.7	9.525
10	10	—	—	—	—	—	—	—	—	—	—	—	—	—	—	10
12	12	—	—	—	—	—	—	—	—	—	—	—	—	—	—	12
12	12.7	12	12.7	12	12.9	08	8.7	22	22	15	15.5	22	22.1			12.7
15	15.875	15	15.875	16	16.1	10	10.9	27	27.5	19	19.4					15.875
16	16	—	—	—	—	—	—	—	—	—	—	—	—	—	—	16
19	19.05	19	19.05	19	19.3	13	13	33	33	23	23.3					19.05
20	20	—	—	—	—	—	—	—	—	—	—	—	—	—	—	20
		22	22.225	22	22.6			38	38.5	27	27.1					22.225
25	25	—	—	—	—	—	—	—	—	—	—	—	—	—	—	25
25	25.4	25	25.4	25	25.8			44	44	31	31					25.4
31	31.75	31	31.75	32	32.2			55	55	38	38.8					31.75
31	32	—	—	—	—	—	—	—	—	—	—	—	—	—	—	32

内切圆(Ød)

刀尖高(m)

刀片厚度(s)

⑦主偏角、修光刀后角及刀尖形状

I: 余偏角、主偏角; II: 后角、圆弧半径

代号	余偏角	主偏角
A	45°	45°
D	30°	60°
E	15°	75°
F	5°	85°
P	0°	90°
Z	其他	

代号	修光刀后角
A	3°
B	5°
C	7°
D	15°
E	20°
F	25°
G	30°
N	0°
P	11°
Z	其他

代号	刀尖圆弧半径(mm)
M0	圆刀片
00	0.03
02	0.2
04	0.4
08	0.8
12	1.2
16	1.6
20	2.0
24	2.4
28	2.8
32	3.2

⑧主切削刃代号

代号	切削刃形状	形状
F	锋利刃	
E	圆弧刃	
T	负倒棱角	
S	复合钝化刃	

⑨切削方向代号

代号	切削刃形状	图示
R	右	R
L	左	L
N	无	N

⑩断屑槽代号

方肩铣削

AP□□

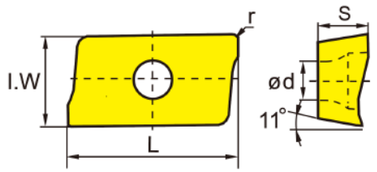

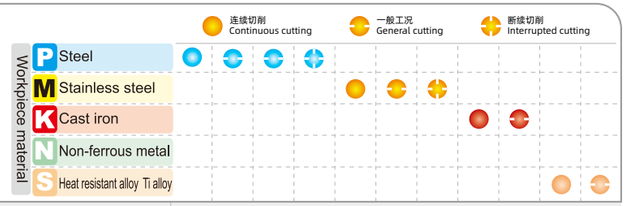

Inserts shape	Type	Dimensions(mm) I.W	L	S	d	r	Coating/Grade CVD JE8015P	JE8020P	JE8025P	JE8035P	PVD JE6015M	JE6025M	JE6035M	CVD JE4015K	JE4025K	PVD JE5015S	JE5025S
	APKT170508R-MGB	10.74	18.44	5.56	4.5	0.8	○	○	●	○	○	●	○	○	●	○	●
	APKT170516R-MGB	10.74	18.44	5.56	4.5	1.6	○	○	●	○	○	●	○	○	●	○	●
	APKT170524R-MGB	10.74	18.44	5.56	4.5	2.4	○	○	●	○	○	●	○	○	●	○	●
	APKT170530R-MGB	10.74	18.3	5.56	4.5	3	○	○	●	○	○	●	○	○	●	○	●
	APKT170540R-MGB	10.74	16.84	5.56	4.5	4	○	○	●	○	○	●	○	○	●	○	●
	APMT1135PDER-MGF	6.16	10.83	3.18	2.8	0.8	○	○	●	○							
	APMT1604PDER-MGF	9.25	16.26	4.76	4.4	0.8	○	○	●	○							
	APMT1135PDER-MRA	6.16	10.83	3.18	2.8	0.8	○	○	●	○							
	APMT1604PDER-MRA	9.25	16.26	4.76	4.4	0.8	○	○	●	○							
	APMT1135PDER-MRB	6.16	10.83	3.18	2.8	0.8	○	○	●	○							
	APMT1604PDER-MRB	9.26	16.26	4.76	4.4	0.8	○	○	●	○							

● Featured grade 主推牌号 ○ Optional grade 可选牌号

3P□□

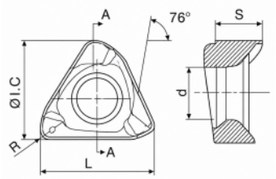

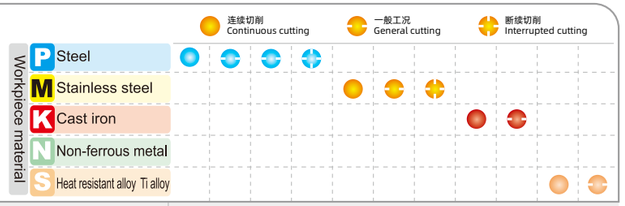

Inserts shape	Type	Dimensions(mm) I.C	L	S	d	r	Coating/Grade CVD JE8015P	JE8020P	JE8025P	JE8035P	PVD JE6015M	JE6025M	JE6035M	CVD JE4015K	JE4025K	PVD JE5015S	JE5025S
	3PKT100408R-MGC	6.9	10.5	4.0	3.25	0.8	○	○	●	○	○	●	○	○	●	○	●
	3PKT150508R-MGC	10.7	15.5	5.0	4.75	0.8	○	○	●	○	○	●	○	○	●	○	●

● Featured grade 主推牌号 ○ Optional grade 可选牌号

4N□□

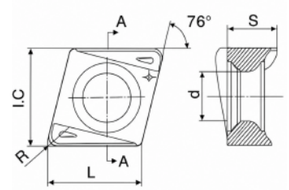

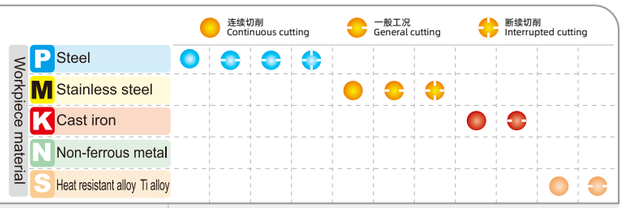

Inserts shape	Type	Dimensions(mm) I.C	L	S	d	r	Coating/Grade CVD JE8015P	JE8020P	JE8025P	JE8035P	PVD JE6015M	JE6025M	JE6035M	CVD JE4015K	JE4025K	PVD JE5015S	JE5025S
	4NKT060308R-MGC	6.6	6.6	3.71	3.4	0.8	○	○	●	○	○	●	○	○	●	○	●

● Featured grade 主推牌号 ○ Optional grade 可选牌号

方肩铣削

LN□□ LO□□

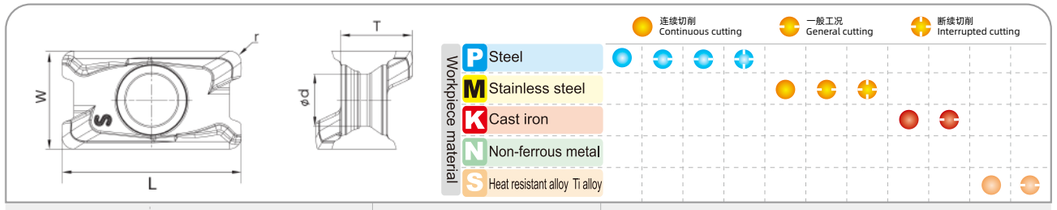

Inserts shape	Type	Dimensions(mm)					Coating/Grade										
							CVD				PVD			CVD		PVD	
		I.W	L	T	d	r	JE8015P	JE8020P	JE8025P	JE8035P	JE6015M	JE6025M	JE6035M	JE4015K	JE4025K	JE5015S	JE5025S
	LNMU15T608SRGE	10	16.15	6.95	4.65	0.8	○	○	●	○	○	●	○	○	●	○	●
	LNMU0303ZER	6.0	11.6	3.7	3.2	2	○	○	●	○							
	LNMU110408SRGE	6.6	11.3	4.83	3.4	0.8	○	○	●	○	○	●	○	○	●	○	●
	LORU030310ER-MGA	6.2	11.96	3.96	3.45	2	○	○	●	○							

BDMT□□

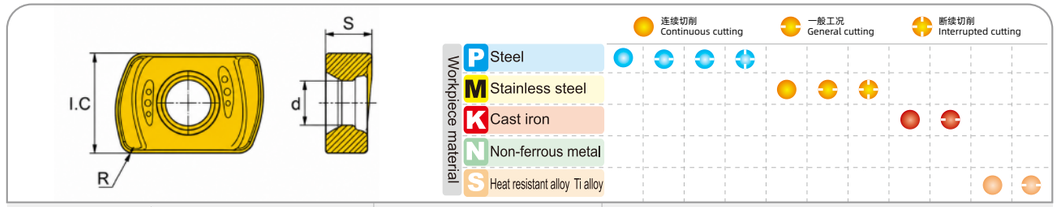

Inserts shape	Type	Dimensions(mm)					Coating/Grade										
							CVD				PVD			CVD		PVD	
		I.C	L	S	d	r	JE8015P	JE8020P	JE8025P	JE8035P	JE6015M	JE6025M	JE6035M	JE4015K	JE4025K	JE5015S	JE5025S
	BDMT11T308ER-MGL	6.95	12.15	3.8	2.8	0.8	○	○	●	○							

JDMT□□

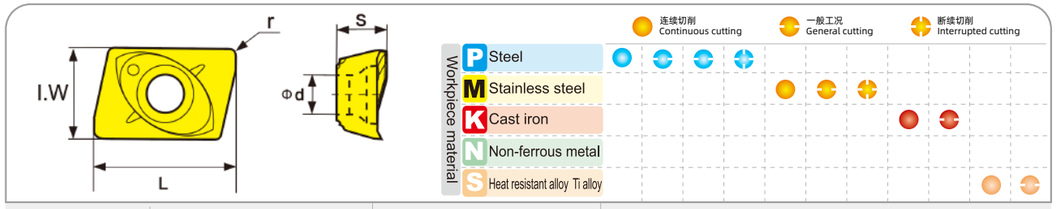

Inserts shape	Type	Dimensions(mm)					Coating/Grade										
							CVD				PVD			CVD		PVD	
		I.W	L	S	d	r	JE8015P	JE8020P	JE8025P	JE8035P	JE6015M	JE6025M	JE6035M	JE4015K	JE4025K	JE5015S	JE5025S
	JDMT070204R	4.25	7.05	2.45	1.95	0.4	○	○	●	○							
	JDMT070208R	4.25	7.05	2.45	1.95	0.8	○	○	●	○							

XOMX□□

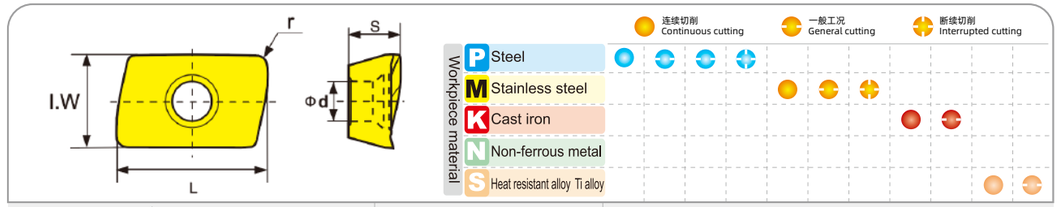

Inserts shape	Type	Dimensions(mm)					Coating/Grade										
							CVD				PVD			CVD		PVD	
		I.W	L	S	d	r	JE8015P	JE8020P	JE8025P	JE8035P	JE6015M	JE6025M	JE6035M	JE4015K	JE4025K	JE5015S	JE5025S
	XOMX120408TR-MGE	8.2	14.6	5.07	3.9	0.8	○	○	●	○	○	●	○	○	●	○	●
	XOMX120420TR-MGE	8.2	13.7	5.07	3.9	2	○	○	●	○	○	●	○	○	●	○	●
	XOMX120440TR-MGE	8.2	13.1	5.07	3.9	4	○	○	●	○	○	●	○	○	●	○	●
	XOMX060204R-MGG	4.06	6.9	2.45	1.95	0.8	○	○	●	○							
	XOMX060208R-MGG	4.06	6.9	2.45	1.95	0.8	○	○	●	○							

● Featured grade 主推牌号 ○ Optional grade 可选牌号

仿形铣削 & 圆刀片铣削

RD□□

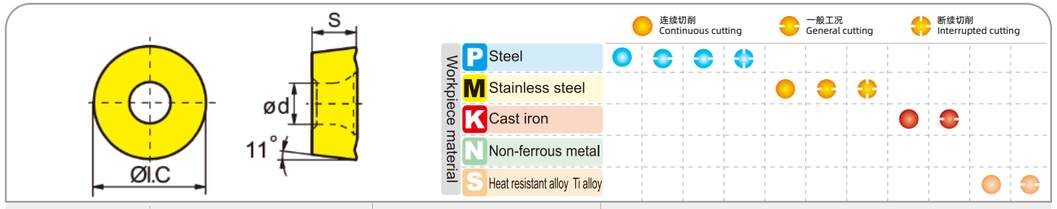

Inserts shape	Type	Dimensions(mm) I.W	L	S	d	r	Coating/Grade CVD JE8015P	JE8020P	JE8025P	JE8035P	PVD JE6015M	JE6025M	JE6035M	CVD JE4015K	JE4025K	PVD JE5015S	JE5025S
	RDET10T3MOT	10.0	10.0	3.97	4.4		○	○	●	○							
	RDET1204MOT	12.0	12.0	4.76	4.4		○	○	●	○							
	RDMT10T3M0	10.0	10.0	3.97	4.4		○	○	●	○							
	RDMT1604MO	16.0	16.0	4.76	5.5		○	○	●	○							
	RDMW1204M0T-MGH	12.0	12.0	4.76	4.4		○	○	●	○							
	RDMW10T3M0	10.0	10.0	3.97	4.4		○	○	●	○							
	RDMW1204MOT	12.0	12.0	4.76	4.4		○	○	●	○							
	RDMW1605M0T	16.0	16.0	5.56	5.5		○	○	●	○							
	RDMW1204M0T-MRB	12.0	12.0	4.76	4.4		○	○	●	○							

● Featured grade 主推牌号 ○ Optional grade 可选牌号

RP□□

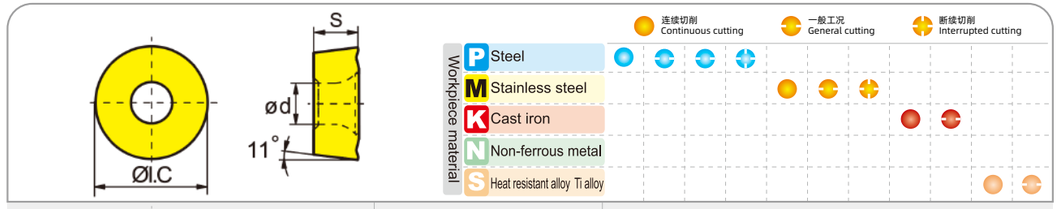

Inserts shape	Type	Dimensions(mm) I.W	L	S	d	r	Coating/Grade CVD JE8015P	JE8020P	JE8025P	JE8035P	PVD JE6015M	JE6025M	JE6035M	CVD JE4015K	JE4025K	PVD JE5015S	JE5025S
	RPET1204MO-MAA	12.0	12.0	4.76	4.4		○	○	●	○							
	RPMT10T3MOE-MGI	10.0	10.0	3.18	4.4		○	○	●	○							
	RPMT1204MO-MRA	12.0	12.0	4.76	4.4		○	○	●	○							
	RPMW08T2M0A-MGA	8.0	8.0	2.78	3.08		○	○	●	○							
	RPMW1003M0	10.0	10.0	3.18	4.4		○	○	●	○							
	RPMW1204M0	12.0	12.0	4.76	4.4		○	○	●	○							
	RPMW1003MO-MRA	12.0	12.0	4.76	4.4		○	○	●	○							

● Featured grade 主推牌号 ○ Optional grade 可选牌号

仿形铣削 & 圆刀片铣削

HNRX□□

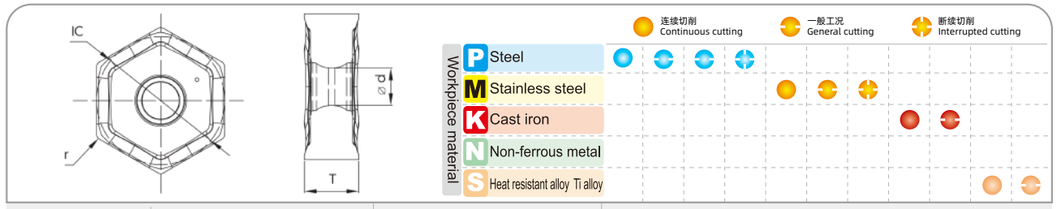

Inserts shape	Type	Dimensions(mm) I.W	L	S	d	r	Coating/Grade CVD JE8015P	JE8020P	JE8025P	JE8035P	PVD JE6015M	JE6025M	JE6035M	CVD JE4015K	JE4025K	PVD JE5015S	JE5025S
	HNRJ060408	10.0		4.76	3.64	0.8	○	○	●	○							
	HNRX090608	6.0		6.35	5.0	0.8	○	○	●	○							

● Featured grade 主推牌号 ○ Optional grade 可选牌号

面铣 & 双面铣削

SN□□

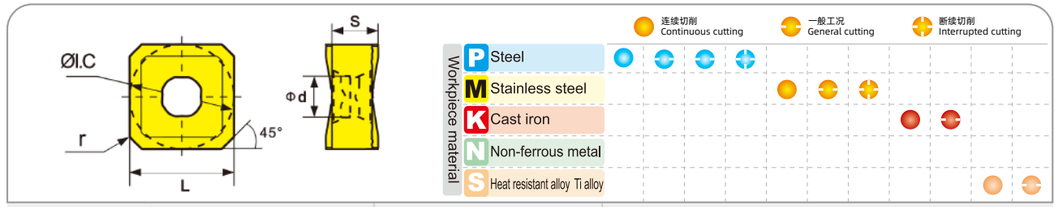

Inserts shape	Type	Dimensions(mm) I.W	L	S	d	r	Coating/Grade CVD JE8015P	JE8020P	JE8025P	JE8035P	PVD JE6015M	JE6025M	JE6035M	CVD JE4015K	JE4025K	PVD JE5015S	JE5025S
	SNMU1306ANEN-MGA	13.5		6	5.56		○	○	●	○	○	●	○	○	●	○	●
	SNMU130508EN-MGA	13		5.47	4.75	0.8	○	○	●	○	○	●	○	○	●	○	●
	SNMU120608HNEN-MGD	12.0		6.50	4.4	0.8	○	○	●	○	○	●	○	○	●	○	●
	SNMU1206ANEN	12.7		5.72	5.4		○	○	●	○	○	●	○	○	●	○	●
	SNMX1206ANN-MGD	12.7		5.8	4.6	0.8	○	○	●	○	○	●	○	○	●	○	●
	SNMX1206QNN-MGD	12.7		5.78	5.25	0.8	○	○	●	○	○	●	○	○	●	○	●
	SNMX1205ANTN	12.7		5.6	6.0	0.8	○	○	●	○	○	●	○	○	●	○	●

● Featured grade 主推牌号 ○ Optional grade 可选牌号

面铣 & 双面铣削

ON□□

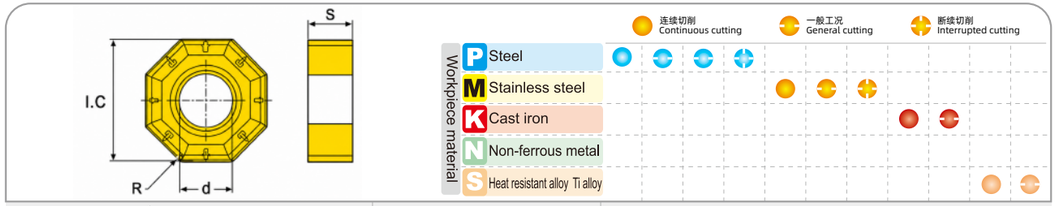

Inserts shape	Type	Dimensions(mm)					Coating/Grade										
							CVD				PVD			CVD		PVD	
		I.C	L	S	d	r	JE8015P	JE8020P	JE8025P	JE8035P	JE6015M	JE6025M	JE6035M	JE4015K	JE4025K	JE5015S	JE5025S
	ONMU050608	13.4		5.88	4.68	0.8	○	○	●	○							
	ONRG060407ANEN	13.5		5.38	2.0	0.7	○	○	●	○	○	●	○	○	●	○	●

● Featured grade 主推牌号 ○ Optional grade 可选牌号

HD□□



Inserts shape	Type	Dimensions(mm)					Coating/Grade										
							CVD				PVD			CVD		PVD	
		I.C	L	T	d	r	JE8015P	JE8020P	JE8025P	JE8035P	JE6015M	JE6025M	JE6035M	JE4015K	JE4025K	JE5015S	JE5025S
	HDMX070408MM	12.7		4.76	4.5	0.8	○	○	●	○	○	●	○	○	●	○	●

● Featured grade 主推牌号 ○ Optional grade 可选牌号

OD□□ OE□□ OP□□

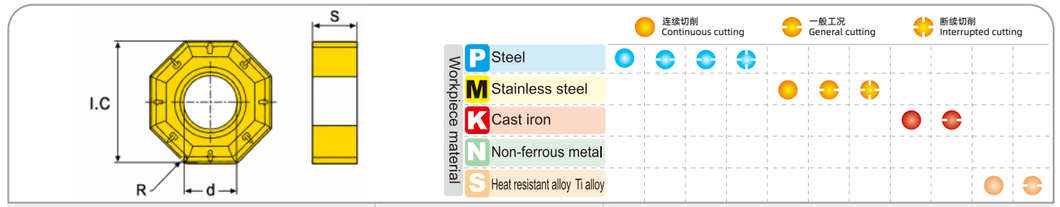

Inserts shape	Type	Dimensions(mm)					Coating/Grade										
							CVD				PVD			CVD		PVD	
		I.C	L	S	d	r	JE8015P	JE8020P	JE8025P	JE8035P	JE6015M	JE6025M	JE6035M	JE4015K	JE4025K	JE5015S	JE5025S
	ODRT040404	12.7		4.76	4.7	0.4	○	○	●	○	○	●	○	○	●	○	●
	ODRT090308	9.525		3.18	3.56	0.8	○	○	●	○	○	●	○	○	●	○	●
	OERW060400	14.29		4.76	4.75		○	○	●	○	○	●	○	○	●	○	●
	OPRT160512	15.875		5.56	5.59	1.2	○	○	●	○	○	●	○	○	●	○	●

● Featured grade 主推牌号 ○ Optional grade 可选牌号

JE8015P JE8020P JE8025P JE8035P JE6015M JE6025M JE6035M JE4015K JE4025K JE5015S JE5025S

高进给铣削

SDMT□□

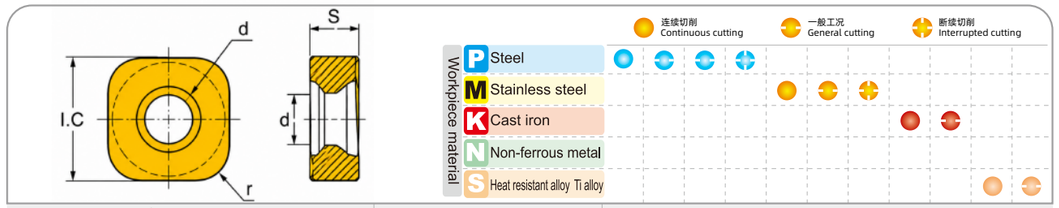

Inserts shape	Type	Dimensions(mm)					Coating/Grade										
							CVD				PVD			CVD		PVD	
		I.C	L	S	d	r	JE8015P	JE8020P	JE8025P	JE8035P	JE6015M	JE6025M	JE6035M	JE4015K	JE4025K	JE5015S	JE5025S
	SDMT120512	12.7		5.56	1.2		○	○	●	○	○	●	○	○	●	○	●
	SDMT150512	15.875		5.56	1.2		○	○	●	○	○	●	○	○	●	○	●

● Featured grade 主推牌号 ○ Optional grade 可选牌号

WNMU□□

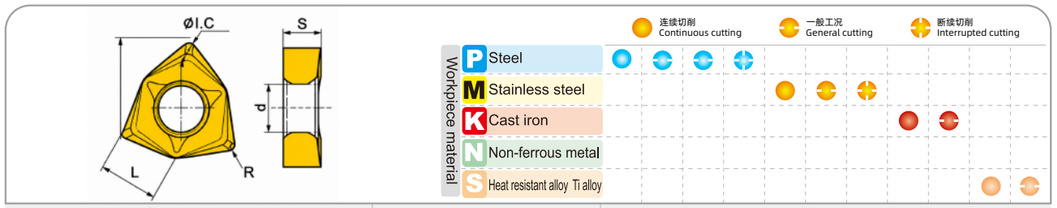

Inserts shape	Type	Dimensions(mm)					Coating/Grade										
							CVD				PVD			CVD		PVD	
		I.C	L	S	d	r	JE8015P	JE8020P	JE8025P	JE8035P	JE6015M	JE6025M	JE6035M	JE4015K	JE4025K	JE5015S	JE5025S
	WNMU080608EN-MGA	14		8.3	6.2	0.8	○	○	●	○	○	●	○	○	●	○	●

● Featured grade 主推牌号 ○ Optional grade 可选牌号

PNMU□□

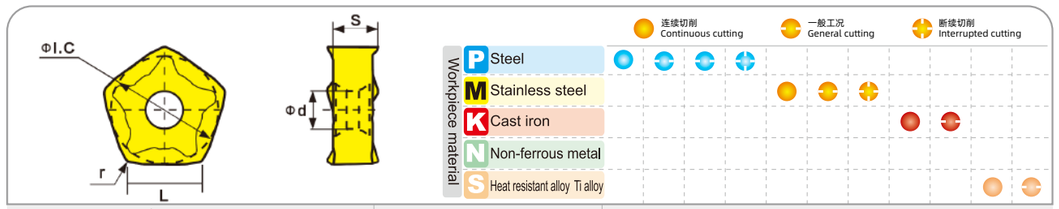

Inserts shape	Type	Dimensions(mm)					Coating/Grade										
							CVD				PVD			CVD		PVD	
		I.C	L	S	d	r	JE8015P	JE8020P	JE8025P	JE8035P	JE6015M	JE6025M	JE6035M	JE4015K	JE4025K	JE5015S	JE5025S
	PNMU0905XNER-MGA	13.5		5.56	4.7	0.8	○	○	●	○	○	●	○	○	●	○	●

● Featured grade 主推牌号 ○ Optional grade 可选牌号

BLMP□□

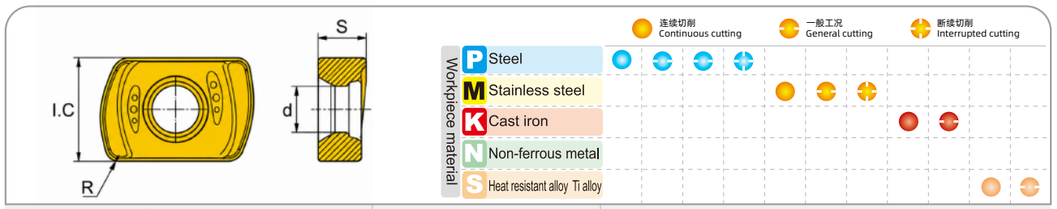

Inserts shape	Type	Dimensions(mm)					Coating/Grade										
							CVD				PVD			CVD		PVD	
		I.C	L	S	d	r	JE8015P	JE8020P	JE8025P	JE8035P	JE6015M	JE6025M	JE6035M	JE4015K	JE4025K	JE5015S	JE5025S
	BLMP0603R-MGC	6.22	9	3.37	3.15	6	○	○	●	○	○	●	○	○	●	○	●
	BLMP0603R-MGJ	6.22	9	3.37	3.2	6	○	○	●	○	○	●	○	○	●	○	●

● Featured grade 主推牌号 ○ Optional grade 可选牌号

高进给铣削

ENMU□□

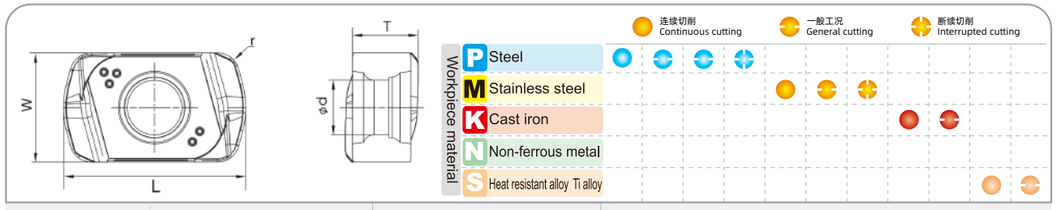

Inserts shape	Type	Dimensions(mm)					Coating/Grade										
							CVD				PVD			CVD		PVD	
		I.W	L	T	d	r	JE8015P	JE8020P	JE8025P	JE8035P	JE6015M	JE6025M	JE6035M	JE4015K	JE4025K	JE5015S	JE5025S
	ENMU100412PER-MGK	6	10	3.6	3	1.2	○	○	●	○	○	●	○	○	●	○	●

● Featured grade 主推牌号 ○ Optional grade 可选牌号

端铣 & 周边铣削

LNMC□□

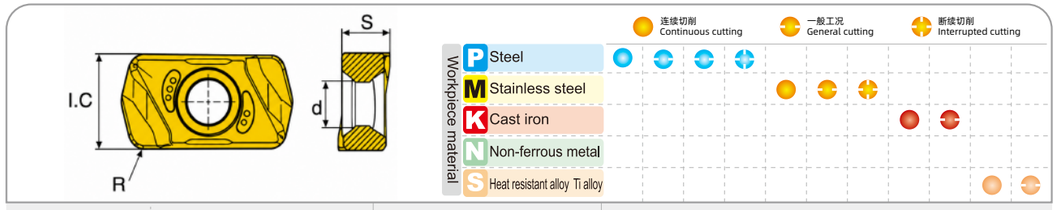

Inserts shape	Type	Dimensions(mm)					Coating/Grade										
							CVD				PVD			CVD		PVD	
		I.W	L	S	d	r	JE8015P	JE8020P	JE8025P	JE8035P	JE6015M	JE6025M	JE6035M	JE4015K	JE4025K	JE5015S	JE5025S
	LNMC120500	12.7	12.7	5.56	4.5									○	●		
	LNMC130600	12.7	12.7	6.35	5.2									○	●		
	LNMC150600	12.7	15.875	7.94	5.6									○	●		
	LNMC150700	15.88	15.875	7.94	5.6									○	●		
	LNMC190602	14.3	19.05	6.35	5.8									○	●		
	LNMC250500	14.3	25.4	4.76	5.4									○	●		
	LNMC251200	15.88	25.4	12.7	6.5									○	●		
	LNMC270902	15.6	27.9	9.52	5.7									○	●		
	LNMC280500	15.0	28.8	4.76	5.7		○	○	●	○	○	●	○	○	●	○	●

● Featured grade 主推牌号 ○ Optional grade 可选牌号

端铣 & 周边铣削

SNHX□□

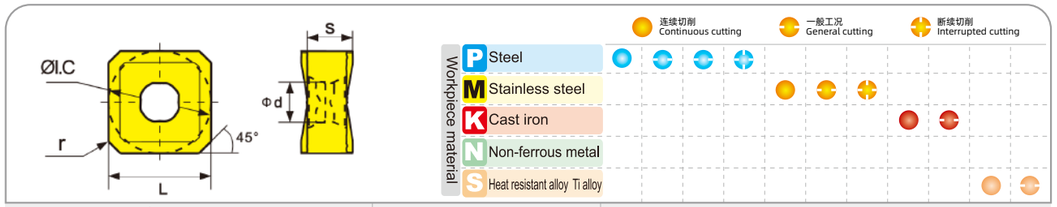

Inserts shape	Type	Dimensions(mm) I.W	L	S	d	r	Coating/Grade CVD JE8015P	CVD JE8020P	CVD JE8025P	CVD JE8035P	PVD JE6015M	PVD JE6025M	PVD JE6035M	CVD JE4015K	CVD JE4025K	PVD JE5015S	PVD JE5025S
	SNHX-11	11		2.7	4		○	○	●	○	○	●	○	○	●	○	●
	SNHX-13	13		3.2	5		○	○	●	○	○	●	○	○	●	○	●
	SNHX-16	16		4.2	5		○	○	●	○	○	●	○	○	●	○	●
	SNHX-17	17		4.2	5		○	○	●	○	○	●	○	○	●	○	●
	SNHX-20	20		5.2	6		○	○	●	○	○	●	○	○	●	○	●
	SNHX-25	25		6.2	6		○	○	●	○	○	●	○	○	●	○	●
	SNHX-26	26		6.2	6		○	○	●	○	○	●	○	○	●	○	●
	SNHX-30	30		7.2	8		○	○	●	○	○	●	○	○	●	○	●

● Featured grade 主推牌号 ○ Optional grade 可选牌号

木工铣削 & 特殊铣削

LOMB□□

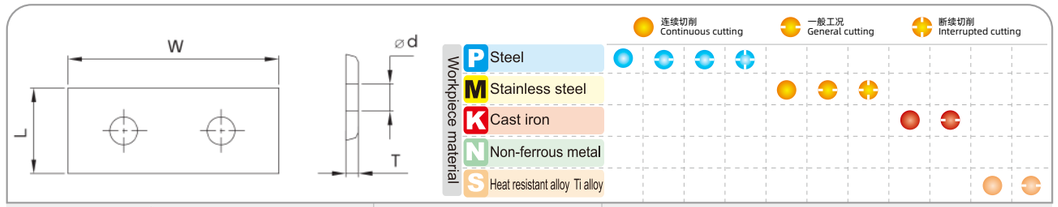

Inserts shape	Type	Dimensions(mm) I.C	L	T	d	r	Coating/Grade CVD JE8015P	CVD JE8020P	CVD JE8025P	CVD JE8035P	PVD JE6015M	PVD JE6025M	PVD JE6035M	CVD JE4015K	CVD JE4025K	PVD JE5015S	PVD JE5025S
	LOMB300200	12.0	30.0	1.5										●		○	

● Featured grade 主推牌号 ○ Optional grade 可选牌号

SGMB□□

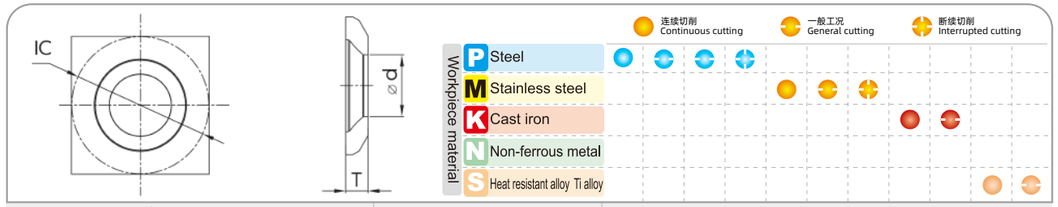

Inserts shape	Type	Dimensions(mm) I.C	L	T	d	r	Coating/Grade CVD JE8015P	CVD JE8020P	CVD JE8025P	CVD JE8035P	PVD JE6015M	PVD JE6025M	PVD JE6035M	CVD JE4015K	CVD JE4025K	PVD JE5015S	PVD JE5025S
	SGMB140200	14.0		2.0	6.4									●		○	
	SGMB150250	15.0		2.5	6.5									●		○	

● Featured grade 主推牌号 ○ Optional grade 可选牌号