+86 13671515994
zyx@jetedge-cutting.com
Room 303, Unit 101, Building 1, Lane 388, Puwang Road,
Minhang District, Shanghai, China
http://www.jetedge-cutting.com/



JetEdge
CUTTING TOOLS

Shanghai JetEdge Cutting Tools Co., Ltd.
上 海 捷 刃 切 削 工 具 有 限 公 司

http://www.jetedge-cutting.com/

CUTTING TOOL CATALOGUE

- Turning Inserts
- Threading tools
- Grooving inserts
- Milling tools



JetEdge
CUTTING TOOLS

Shanghai JetEdge Cutting Tools Co., Ltd.
上 海 捷 刃 切 削 工 具 有 限 公 司

Contents

A

General Turning Inserts A01–A20

- ISO Turning Inserts Identification System A01–A02
- Grade Application Range & CN Inserts A03–A06
- SN/TN Inserts A07–A10
- WN Inserts A11–A12
- CC/DC Inserts A13–A14
- SC/TC/VB Inserts A15–A18
- Common Problems & Solutions A19–A20

B

THREADING INSERTS B01–B10

- Identification System & Thread Types B01–B02
- 60° /55° General Threading B03–B04
- ISO Metric & Whitworth Thread B05–B06
- NPT & BSPT Thread B07–B10

C

GROOVING INSERTS C01–A06

- MGMN/ MRMN /TDJ C01–C02
- TDC/TDT/TDXU C03–C04
- KNMR Grooving Inserts C05
- TGF / GBA Shallow Grooving Inserts CO6

D

MILLING TOOLS D01–D18

- ISO Milling Insert Designation D01–D02
- Shoulder Milling D03–D06
- Profiling & Round Insert Milling D07–D09
- Face & Double–Sided Milling D10–D12
- High–Feed Milling D13–D15
- End & Peripheral Milling D16–D17
- Woodworking & Special Milling D18

CONTENTS

zyx@jetedge-cutting.com http://www.jetedge-cutting.com/

A General Turning

ISO Turning Inserts Identification System

C	N	M	G	12	04	08	TM
1	2	3	4	5	6	7	8

1 形状 Shape

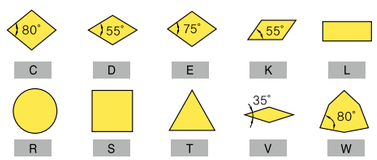

2 后角 Clearance angle

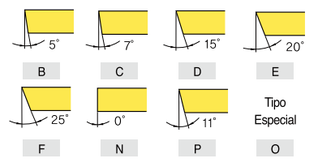

3 公差 Tolerance

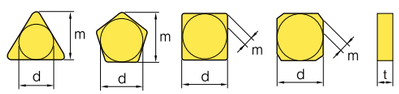

(mm)

Class	d	m	t
A	±0.025	±0.005	±0.025
C	±0.025	±0.013	±0.025
H	±0.013	±0.013	±0.025
E	±0.025	±0.025	±0.025
G	±0.025	±0.025	±0.13
J	±0.05~±0.15	±0.005	±0.025
K	±0.05~±0.15	±0.013	±0.025
L	±0.05~±0.15	±0.025	±0.025
M	±0.05~±0.15	±0.08~±0.20	±0.13
N	±0.05~±0.15	±0.08~±0.18	±0.025
U	±0.08~±0.25	±0.13~±0.38	±0.13

Tolerancia en clase C, H, R, T, W (Caso Excepcional)

d	Tolerancia on d		Tolerancia on m	
	J, K, L, M, N	U	M, N	U
6.35	±0.05	±0.08	±0.08	±0.13
9.525	±0.05	±0.08	±0.08	±0.13
12.7	±0.08	±0.13	±0.13	±0.20
15.875	±0.10	±0.18	±0.15	±0.27
19.05	±0.10	±0.18	±0.15	±0.27
25.4	±0.13	±0.25	±0.18	±0.38

Tolerancia en clase D (Caso Excepcional)

d	Tolerancia on d	Tolerancia on m
6.35	±0.05	±0.11
9.525	±0.05	±0.11
12.7	±0.08	±0.15
15.875	±0.10	±0.18
19.05	±0.10	±0.18

4 紧固方式 Seleccion transversal del inserto

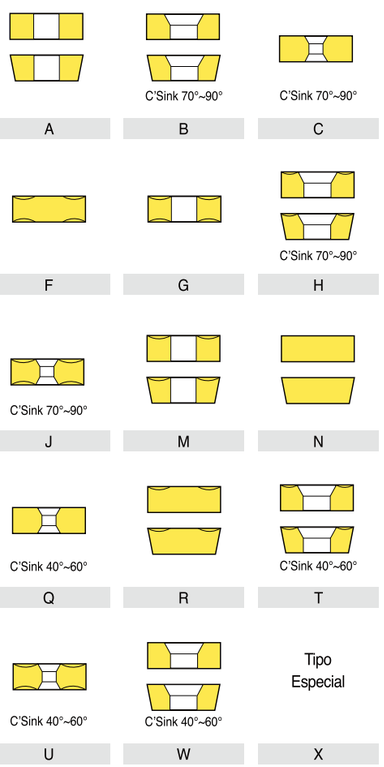

5 刀片形状 Shape of blades

Simbolo							Inch	IC
C	d	S	T	R	V	W		
Metricoo								d (mm)
03	04	03	06	03	-	02	1.2 (5)	3.97
04	05	04	08	04	08	S3	1.5 (6)	4.76
05	06	05	09	05	09	03	1.8 (7)	5.56
-	-	-	-	06	-	-	-	6.00
06	07	06	11	06	11	04	2	6.35
08	09	07	13	07	13	05	2.5	7.94
-	-	-	-	08	-	-	-	8.00
09	11	09	16	09	16	06	3	9.525
-	-	-	-	10	-	-	-	10.00
11	13	11	19	11	19	07	3.5	11.11
-	-	-	-	12	-	-	-	12.00
12	15	12	22	12	22	08	4	12.70
14	17	14	24	14	24	09	4.5	14.29
16	19	15	27	15	27	10	5	15.875
-	-	-	-	16	-	-	-	16.00
17	21	17	30	17	30	11	5.5	17.46
19	23	19	33	19	33	13	6	19.05
-	-	-	-	20	-	-	-	20.00
22	27	22	38	22	38	15	7	22.225
-	-	-	-	25	-	-	-	25.00
25	31	25	44	25	44	17	8	25.40
32	38	31	54	31	54	21	10	31.75
-	-	-	-	32	-	-	-	32.00

6 刀片厚度 Thickness of blades

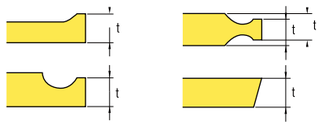

Simbolo		Altura de filo de corte (t)	
Metric	Inch	mm	Inch
01	1 (2)	1.59	1/16
T0	1.125	1.79	9/128
T1	1.2	1.98	5/64
02	1.5 (3)	2.38	3/32
T2	1.75	2.78	7/64
03	2	3.18	1/8
T3	2.5	3.97	5/32
04	3	4.76	3/16
05	3.5	5.56	7/32
06	4	6.35	1/4
07	5	7.94	5/16
09	6	9.52	3/8
11	7	11.11	7/16
12	8	12.70	1/2

7 刀尖圆弧代号 Arc code of tool tip

Simbolo		Radio de Punta	
Metric	Inch	Metric	Inch
003	0.1	0.03	0.0012
005	0.13	0.05	0.002
01	0.2	0.1	0.004
02	0.5	0.2	0.008
04	1	0.4	1/64
08	2	0.8	1/32
12	3	1.2	3/64
16	4	1.6	1/16
20	5	2.0	5/64
24	6	2.4	3/32
28	7	2.8	7/64
32	8	3.2	1/8
00	-	Placa redondo (Inch)	
M0	-	Placa redondo (Métrico)	

8 断屑槽型 Code of chip breaker type

zyx@jetedge-cutting.com http://www.jetedge-cutting.com/

Grade Application Range for Indexable Inserts

ISO使用 ISO Use		普通车削 Turning		螺纹 Threading		切断切槽 Parting and Grooving		ISO
工件材料 Workpiece materials	ISO代号 ISO Code	涂层 Coating		涂层 Coating		涂层 Coating		
		CVD	PVD	CVD	PVD	CVD	PVD	
P 钢件 Steel	P01	JE8015P			JE7015P		JE7015P	P01
	P10	JE8020P			JE7015P		JE7015P	P10
	P20	JE8025P			JE7025P		JE7025P	P20
	P30	JE8035P			JE7025P		JE7025P	P30
	P40							P40
M 不锈钢 Stainless Steel	M01							M01
	M10		JE6015M		JE6015M		JE6015M	M10
	M20		JE6025M		JE6025M		JE6025M	M20
	M30		JE6035M		JE6035M		JE6035M	M30
	M40		JE6035M		JE6035M		JE6035M	M40
K 铸铁 Cast Iron	K01	JE4015K	JE4015K	JE4015K	JE4015K	JE4015K	JE4015K	K01
	K10	JE4025K	JE4025K	JE4025K	JE4025K	JE4025K	JE4025K	K10
	K20							K20
	K30							K30
N 有色金属 Non-Ferrous Metal	N01							N01
	N10							N10
	N20							N20
	N30							N30
S 钛合金 耐热合金 Titanium Alloy Heat Resisting Alloy	S01							S01
	S10		JE5015S		JE5015S		JE5015S	S10
	S20		JE5025S		JE5025S		JE5025S	S20
	S30							S30
H 高硬度材料 High Strength Material	H01							H01
	H10							H10
	H20							H20
	H30							H30

K series grades are available with CVD / PVD coating depending on machining conditions.
K 系列可根据工况选择 CVD 或 PVD 涂层。

Rhombic 80° with Hole (Negative)

CN 80°Rhombus Negative with holes

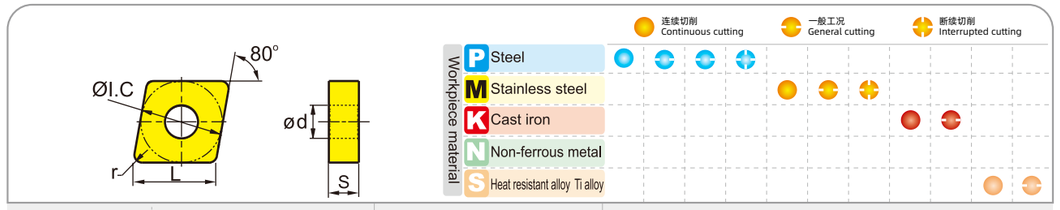

Inserts shape	Type	Dimensions(mm) I.C	L	S	d	r	Coating/Grade CVD JE8015P	CVD JE8020P	CVD JE8025P	CVD JE8035P	PVD JE6015M	PVD JE6025M	PVD JE6035M	CVD JE4015K	CVD JE4025K	PVD JE5015S	PVD JE5025S
Finishing 精加工	CNMA120408	12.7	12.9	4.76	5.16	0.8								○	●		
	CNMA120412	12.7	12.9	4.76	5.16	1.2								○	●		
	CNMG120404-TFA	12.7	12.9	4.76	5.16	0.4	○	○	●	○							
	CNMG120408-TFA	12.7	12.9	4.76	5.16	0.8	○	○	●	○							
	CNMG120412-TFA	12.7	12.9	4.76	5.16	1.2	○	○	●	○							
	CNMG120404-TFB	12.7	12.9	4.76	5.16	0.4	○	○	●	○							
	CNMG120408-TFB	12.7	12.9	4.76	5.16	0.8	○	○	●	○							
Semi-finishing 半精加工	CNMG120404-TMD	12.7	12.9	4.76	5.16	0.4								○	●		
	CNMG120408-TMD	12.7	12.9	4.76	5.16	0.8								○	●		
	CNMG120412-TMD	12.7	12.9	4.76	5.16	1.2								○	●		
	CNMG120404-TMB	12.7	12.9	4.76	5.16	0.4					○	●	○				
	CNMG120408-TMB	12.7	12.9	4.76	5.16	0.8					○	●	○				
	CNMG120412-TMB	12.7	12.9	4.76	5.16	1.2					○	●	○				
	CNMG120404-TMC	12.7	12.9	4.76	5.16	0.4					○	●	○				
	CNMG120408-TMC	12.7	12.9	4.76	5.16	0.8					○	●	○				
	CNMG120412-TMC	12.7	12.9	4.76	5.16	1.2					○	●	○				
	CNMG120404-TRB	9.525	12.9	4.76	5.16	0.4	○	○	●	○							
	CNMG120408-TRB	9.525	12.9	4.76	5.16	0.8	○	○	●	○							
	CNMG120412-TRB	9.525	12.9	4.76	5.16	1.2	○	○	●	○							
Roughing 粗加工	CNMG120404-TMA	12.7	12.9	4.76	5.16	0.4	○	○	●	○							
	CNMG120408-TMA	12.7	12.9	4.76	5.16	0.8	○	○	●	○							
	CNMG120412-TMA	12.7	12.9	4.76	5.16	1.2	○	○	●	○							
	CNMG120404-TRA	12.7	12.9	4.76	5.16	0.4								○	●		
	CNMG120408-TRA	12.7	12.9	4.76	5.16	0.8								○	●		
	CNMG120412-TRA	12.7	12.9	4.76	5.16	1.2								○	●		
	CNMG120416-TRA	12.7	12.9	4.76	5.16	1.6								○	●		

● Featured grade 主推牌号 ○ Optional grade 可选牌号

zyx@jetedge-cutting.com http://www.jetedge-cutting.com/

Rhombic 80° with Hole (Negative)

CN 80°Rhombus Negative with holes

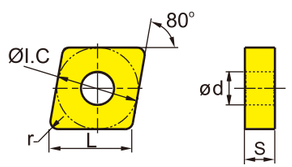

Workpiece material	连续切削 Continuous cutting	一般工况 General cutting	断续切削 Interrupted cutting
P Steel	●	●	●
M Stainless steel		●	●
K Cast iron			●
N Non-ferrous metal			
S Heat resistant alloy Ti alloy			●

Inserts shape	Type	Dimensions(mm) I.C	L	S	d	r	Coating/Grade CVD JE8015P	JE8020P	JE8025P	JE8035P	PVD JE6015M	JE6025M	JE6035M	CVD JE4015K	JE4025K	PVD JE5015S	JE5025S
Roughing 粗加工	CNMG120408L-TMF	12.7	12.9	4.76	5.16	0.8	○	○	●	○							
	CNMG120408R-TMF	12.7	12.9	4.76	5.16	0.8	○	○	●	○							
Roughing 粗加工	CNMG160608-TRC	15.875	16.1	6.35	6.35	0.8	○	○	●	○							
	CNMG160612-TRC	15.875	16.1	6.35	6.35	1.2	○	○	●	○							
	CNMG160616-TRC	15.875	16.1	6.35	6.35	1.6	○	○	●	○							
	CNMG190608-TRC	19.05	19.34	6.35	7.94	0.8	○	○	●	○							
	CNMG190612-TRC	19.05	19.34	6.35	7.94	1.2	○	○	●	○							
	CNMG190616-TRC	19.05	19.34	6.35	7.94	1.6	○	○	●	○							
	CNMG190624-TRC	19.05	19.34	6.35	7.94	0.8	○	○	●	○							
Heavy Duty Turning Insert 重载车刀片	CNMM190612-TRC	19.05	19.34	6.35	7.94	0.8	○	○	●	○							
	CNMM190616-TRC	19.05	19.34	6.35	7.94	0.8	○	○	●	○							
	CNMM190624-TRC	19.05	19.34	6.35	7.94	0.8	○	○	●	○							
	CNMM250624-TRC	12.7	12.9	4.76	5.16	0.8	○	○	●	○							
	CNMM190612-THA	19.05	12.9	4.76	5.16	0.4	○	○	●	○							

● Featured grade 主推牌号 ○ Optional grade 可选牌号

Rhombic 55° with Hole (Negative)

DN 55°Rhombus Negative with holes

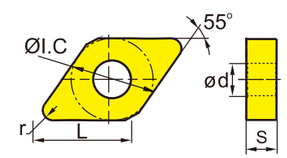

Workpiece material	连续切削 Continuous cutting	一般工况 General cutting	断续切削 Interrupted cutting
P Steel	●	●	●
M Stainless steel		●	●
K Cast iron			●
N Non-ferrous metal			
S Heat resistant alloy Ti alloy			●

Inserts shape	Type	Dimensions(mm) I.C	L	S	d	r	Coating/Grade CVD JE8015P	JE8020P	JE8025P	JE8035P	PVD JE6015M	JE6025M	JE6035M	CVD JE4015K	JE4025K	PVD JE5015S	JE5025S
Semi-finishing 半精加工	DNMA150408	12.7	15.5	4.76	5.08	0.8								○	●		
	DNMA150412	12.7	15.5	4.76	5.08	1.2								○	●		
	DNMA150608	12.7	15.5	6.35	5.08	0.8								○	●		
	DNMA150412	12.7	15.5	6.35	5.08	1.2								○	●		
	DNMA150416	12.7	15.5	6.35	5.08	1.6								○	●		
	DNMG150404-TMB	12.7	15.5	4.76	5.16	0.4					○	●	○				
	DNMG150408-TMB	12.7	15.5	4.76	5.16	0.8					○	●	○				
Roughing 粗加工	DNMG150408-TRA	12.7	15.5	4.76	5.16	0.8								○	●		
	DNMG150608-TRA	12.7	15.5	6.35	5.16	0.8								○	●		
	DNMG150612-TRA	12.7	15.5	6.35	5.16	1.2								○	●		
	DNMG150616-TRA	12.7	15.5	6.35	5.16	1.6								○	●		
	DNMG150404-TMA	12.7	15.5	4.76	5.16	0.4	○	○	●	○							
	DNMG150408-TMA	12.7	15.5	4.76	5.16	0.8	○	○	●	○							
	DNMG150412-TMA	12.7	15.5	4.76	5.16	1.2	○	○	●	○							
	DNMG150604-TMA	12.7	15.5	6.35	5.16	0.4	○	○	●	○							
	DNMG150608-TMA	12.7	15.5	6.35	5.16	0.8	○	○	●	○							
	DNMG150612-TMA	12.7	15.5	6.35	5.16	1.2	○	○	●	○							

● Featured grade 主推牌号 ○ Optional grade 可选牌号

zyx@jetedge-cutting.com http://www.jetedge-cutting.com/

90°Square with holes
(Negative)

SN 90°Square Negative with holes

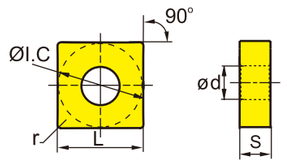

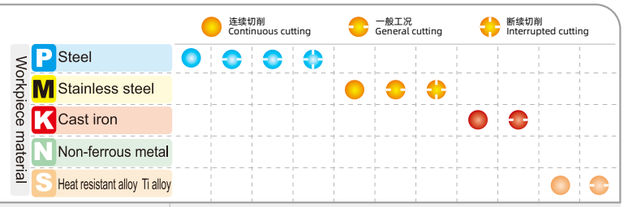

	Inserts shape	Type	Dimensions(mm) I.C	L	S	d	r	Coating/Grade CVD JE8015P	JE8020P	JE8025P	JE8035P	PVD JE6015M	JE6025M	JE6035M	CVD JE4015K	JE4025K	PVD JE5015S	JE5025S
Semi-finishing 半精加工		SNMA120408	12.7	15.5	4.76	5.16	0.8								○	●		
		SNMA120412	12.7	15.5	4.76	5.16	1.2								○	●		
		SNMA120416	12.7	15.5	4.76	5.16	1.6								○	●		
		SNMG120404-TMD	12.7	15.5	4.76	5.16	0.4								○	●		
		SNMG120408-TMD	12.7	15.5	4.76	5.16	0.8								○	●		
		SNMG120412-TMD	12.7	15.5	4.76	5.16	1.2								○	●		
		SNMG120404-TMB	12.7	15.5	4.76	5.16	0.4					○	●	○				
		SNMG120408-TMB	12.7	15.5	4.76	5.16	0.8					○	●	○				
		SNMG120412-TMB	12.7	15.5	4.76	5.16	1.2					○	●	○				
		SNMG120408-TMC	12.7	15.5	4.76	5.16	0.8					○	●	○				
		SNMG120412-TMC	12.7	15.5	4.76	5.16	1.2					○	●	○				
Roughing 粗加工		SNMG120404-TMA	12.7	15.5	4.76	5.16	0.4	○	○	●	○							
		SNMG120408-TMA	12.7	15.5	4.76	5.16	0.8	○	○	●	○							
		SNMG120412-TMA	12.7	15.5	4.76	5.16	1.2	○	○	●	○							
		SNMG190612-TMA	19.05	19.05	6.35	7.94	1.2	○	○	●	○							
		SNMG120404L-TMA	12.7	15.5	4.76	5.16	0.4	○	○	●	○							
		SNMG120404R-TMA	12.7	15.5	4.76	5.16	0.4	○	○	●	○							
		SNMG120408L-TMA	12.7	15.5	4.76	5.16	0.8	○	○	●	○							
		SNMG120408R-TMA	12.7	15.5	4.76	5.16	0.8	○	○	●	○							
粗加工&重载车刀片 Roughing&Heavy Duty Turning Insert		SNMG190612-TRC	19.05	19.05	6.35	7.94	1.2	○	○	●	○							
		SNMG190616-TRC	19.05	19.05	6.35	7.94	1.2	○	○	●	○							
		SNMG190624-TRC	19.05	19.05	6.35	7.94	1.2	○	○	●	○							
		SNMG250724-TRC	25.4	25.4	7.94	9.21	2.4	○	○	●	○							
		SNMG190624-TRD	19.05	19.05	6.35	7.94	1.2	○	○	●	○							
		SNMG250924-TRD	25.4	19.05	6.35	7.94	1.2	○	○	●	○							
		SNMM361250	36.4	36.4	12.55	18.4	3.85											
		SNMM190624-TRC	19.05	19.05	6.35	7.94	1.2	○	○	●	○							
		SNMM250724-TRC	25.4	25.4	7.94	9.21	2.4	○	○	●	○							
		SNMM250924-TRC	25.4	25.4	9.525	9.21	2.4	○	○	●	○							

60°Regular Triangle with holes
(Negative)

TN 60°Regular Triangle Negative with holes

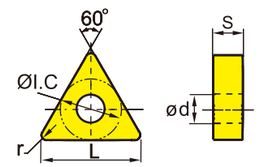

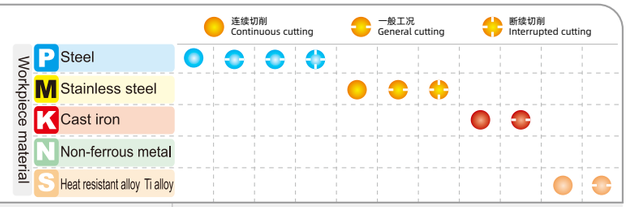

	Inserts shape	Type	Dimensions(mm) I.C	L	S	d	r	Coating/Grade CVD JE8015P	JE8020P	JE8025P	JE8035P	PVD JE6015M	JE6025M	JE6035M	CVD JE4015K	JE4025K	PVD JE5015S	JE5025S
Finishing 精加工		TNMA160404	9.525	16.5	4.76	3.81	0.4								○	●		
		TNMA160408	9.525	16.5	4.76	3.81	0.8								○	●		
		TNMA160412	9.525	16.5	4.76	3.81	1.2								○	●		
		TNMA220412	12.7	22	4.76	5.16	1.2								○	●		
		TNMA220416	12.7	22	4.76	5.16	1.6								○	●		
		TNMG160404-TFC	9.525	16.5	4.76	3.81	0.4					○	●	○				
		TNMG160408-TFC	9.525	16.5	4.76	3.81	0.8					○	●	○				
		TNMG160412-TFC	9.525	16.5	4.76	3.81	1.2					○	●	○				
		TNMG160404-TFA	9.525	16.5	4.76	3.81	0.4	○	○	●	○							
		TNMG160408-TFA	9.525	16.5	4.76	3.81	0.8	○	○	●	○							
		TNMG160412-TFA	9.525	16.5	4.76	3.81	1.2	○	○	●	○							
		TNMG160404-TFB	9.525	16.5	4.76	3.81	0.4	○	○	●	○							
		TNMG160408-TFB	9.525	16.5	4.76	3.81	0.8	○	○	●	○							
Semi-finishing 半精加工		TNMG160408-TMD	9.525	16.5	4.76	3.81	0.8								○	●		
		TNMG160412-TMD	9.525	16.5	4.76	3.81	1.2								○	●		
		TNMG160404-TMB	9.525	16.5	4.76	3.81	0.4					○	●	○				
		TNMG160408-TMB	9.525	16.5	4.76	3.81	0.8					○	●	○				
		TNMG160412-TMB	9.525	16.5	4.76	3.81	1.2					○	●	○				
		TNMG160404-TMC	9.525	16.5	4.76	3.81	0.4					○	●	○				
		TNMG160408-TMC	9.525	16.5	4.76	3.81	0.8					○	●	○				
		TNMG160412-TMC	9.525	16.5	4.76	3.81	1.2					○	●	○				
		TNMG160404-TRB	9.525	16.5	4.76	3.81	0.4	○	○	●	○							
		TNMG160408-TRB	9.525	16.5	4.76	3.81	0.8	○	○	●	○							
		TNMG160412-TRB	9.525	16.5	4.76	3.81	1.2	○	○	●	○							

● Featured grade 主推牌号 ○ Optional grade 可选牌号

A General Turning

zyx@jetedge-cutting.com http://www.jetedge-cutting.com/

60°Regular Triangle with holes
(Negative)

TN 60°Regular Triangle Negative with holes

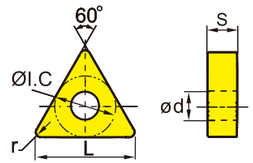

Workpiece material	连续切削 Continuous cutting				一般工况 General cutting			断续切削 Interrupted cutting	
P Steel	●	●	●	●					
M Stainless steel					●	●	●		
K Cast iron								●	●
N Non-ferrous metal									
S Heat resistant alloy Ti alloy									●

Inserts shape	Type	Dimensions(mm) I.C	L	S	d	r	Coating/Grade CVD JE8015P	JE8020P	JE8025P	JE8035P	PVD JE6015M	JE6025M	JE6035M	CVD JE4015K	JE4025K	PVD JE5015S	JE5025S
Roughing 粗加工	TNMG160408-TRA	9.525	16.5	4.76	3.81	0.8								○	●		
	TNMG160412-TRA	9.525	16.5	4.76	3.81	1.2								○	●		
	TNMG160416-TRA	9.525	16.5	4.76	3.81	1.6								○	●		
	TNMG220408-TRA	12.7	22	4.76	5.16	0.8								○	●		
	TNMG220412-TRA	12.7	22	4.76	5.16	1.2								○	●		
	TNMG220416-TRA	12.7	22	4.76	5.16	1.6								○	●		
	TNMG160404-TMA	9.525	16.5	4.76	3.81	0.4	○	○	●	○							
	TNMG160408-TMA	9.525	16.5	4.76	3.81	0.8	○	○	●	○							
	TNMG160412-TMA	9.525	16.5	4.76	3.81	1.2	○	○	●	○							
	TNMG160404L-TMF	9.525	16.5	4.76	3.81	0.4	○	○	●	○							
	TNMG160404R-TMF	9.525	16.5	4.76	3.81	0.4	○	○	●	○							
	TNMG160408L-TMF	9.525	16.5	4.76	3.81	0.8	○	○	●	○							
	TNMG160408R-TMF	9.525	16.5	4.76	3.81	0.8	○	○	●	○							
Finishing 精加工	TNRW160302	9.525	16.5	3.81	4.4	0.2					○	●	○				
	TNRA160402	9.525	16.5	4.76	3.81	0.2					○	●	○				
Semi-finishing 半精加工	TNRG160402-TAB	9.525	16.5	4.76	3.81	0.2					○	●	○				

● Featured grade 主推牌号 ○ Optional grade 可选牌号

Rhombic 35° with Hole
(Negative)

VN 35°Rhombus Negative with holes

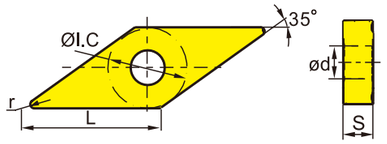

Workpiece material	连续切削 Continuous cutting				一般工况 General cutting			断续切削 Interrupted cutting	
P Steel	●	●	●	●					
M Stainless steel					●	●	●		
K Cast iron								●	●
N Non-ferrous metal									
S Heat resistant alloy Ti alloy									●

Inserts shape	Type	Dimensions(mm) I.C	L	S	d	r	Coating/Grade CVD JE8015P	JE8020P	JE8025P	JE8035P	PVD JE6015M	JE6025M	JE6035M	CVD JE4015K	JE4025K	PVD JE5015S	JE5025S
Finishing 精加工	VNMA160404	9.525	16.6	4.76	3.8	0.4								○	●		
	VNMA160408	9.525	16.6	4.76	3.8	0.8								○	●		
	VNMG160404-TFB	9.525	16.6	4.76	3.8	0.4	○	○	●	○							
	VNMG160408-TFB	9.525	16.6	4.76	5.16	0.8	○	○	●	○							
Semi-finishing 半精加工	VNMG160404-TMD	12.7	16.6	4.76	5.16	0.4								○	●		
	VNMG160408-TMD	12.7	16.6	4.76	5.16	0.8								○	●		
	VNMG160412-TMD	12.7	16.6	4.76	5.16	1.2								○	●		
	VNMG160404-TMB	9.525	16.6	4.76	3.8	0.4					○	●	○				
	VNMG160408-TMB	9.525	16.6	4.76	3.8	0.8					○	●	○				
	VNMG160404-TMC	9.525	16.6	4.76	3.8	0.4					○	●	○				
	VNMG160408-TMC	9.525	16.6	4.76	3.8	0.8					○	●	○				
	VNMG160404-TRB	9.525	16.6	4.76	3.8	0.4	○	○	●	○							
	VNMG160408-TRB	9.525	16.6	4.76	3.8	0.8	○	○	●	○							
	VNMG160412-TRB	9.525	16.6	4.76	3.8	1.2	○	○	●	○							
Roughing 粗加工	VNMG160408-TRA	9.525	16.6	4.76	3.8	0.8								○	●		
	VNMG160412-TRA	9.525	16.6	4.76	3.8	1.2								○	●		
	VNMG160404-TMA	9.525	16.6	4.76	3.8	0.4	○	○	●	○							
	VNMG160408-TMA	9.525	16.6	4.76	3.8	0.8	○	○	●	○							
	VNMG160412-TMA	9.525	16.6	4.76	3.8	1.2	○	○	●	○							
Semi-finishing 半精加工	VNMW110302	6.35	11.1	3.18	2.8	0.2								○	●		

● Featured grade 主推牌号 ○ Optional grade 可选牌号

zyx@jetedge-cutting.com http://www.jetedge-cutting.com/

80°Trigon with holes
(Negative)

WN 80°Trigon Negative with holes

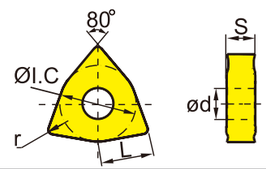

Workpiece material	连续切削 Continuous cutting				一般工况 General cutting			断续切削 Interrupted cutting	
P Steel	●	◐	◐	◐					
M Stainless steel					●	◐	◐		
K Cast iron								●	◐
N Non-ferrous metal									
S Heat resistant alloy Ti alloy								●	◐

Inserts shape	Type	Dimensions(mm) I.C	L	S	d	r	Coating/Grade CVD JE8015P	JE8020P	JE8025P	JE8035P	PVD JE6015M	JE6025M	JE6035M	CVD JE4015K	JE4025K	PVD JE5015S	JE5025S
半精加工 Semi-finishing	WNMA080408	12.7	8.7	4.76	5.16	0.8								○	●		
	WNMA080412	12.7	8.7	4.76	5.16	1.2								○	●		
精加工 Finishing	WNMG080404-TFC	12.7	8.7	4.76	5.16	0.4					○	●	○				
	WNMG080408-TFC	12.7	8.7	4.76	5.16	0.8					○	●	○				
	WNMG080412-TFC	12.7	8.7	4.76	5.16	1.2					○	●	○				
	WNMG080404-TFA	12.7	8.7	4.76	5.16	0.4	○	○	●	○							
	WNMG080418-TFA	12.7	8.7	4.76	5.16	1.8	○	○	●	○							
	WNMG080412-TFA	12.7	8.7	4.76	5.16	1.2	○	○	●	○							
	WNMG080404-TFB	12.7	8.7	4.76	5.16	0.4	○	○	●	○							
	WNMG080408-TFB	12.7	8.7	4.76	5.16	0.8	○	○	●	○							
半精加工 Semi-finishing	WNMG080404-TMD	12.7	8.7	4.76	5.16	0.4								○	●		
	WNMG080408-TMD	12.7	8.7	4.76	5.16	0.8								○	●		
	WNMG080412-TMD	12.7	8.7	4.76	5.16	1.2								○	●		
	WNMG080404-TMB	12.7	8.7	4.76	5.16	0.4					○	●	○				
	WNMG080408-TMB	12.7	8.7	4.76	5.16	0.8					○	●	○				
	WNMG080412-TMB	12.7	8.7	4.76	5.16	1.2					○	●	○				
	WNMG080404-TMC	12.7	8.7	4.76	5.16	0.4					○	●	○				
	WNMG080408-TMC	12.7	8.7	4.76	5.16	0.8					○	●	○				
	WNMG080412-TMC	12.7	8.7	4.76	5.16	1.2					○	●	○				
	WNMG080404-TRB	12.7	8.7	4.76	5.16	0.4	○	○	●	○							
	WNMG080408-TRB	12.7	8.7	4.76	5.16	0.8	○	○	●	○							
	WNMG080412-TRB	12.7	8.7	4.76	5.16	1.2	○	○	●	○							
粗加工 Roughing	WNMG080404-TRA	12.7	8.7	4.76	5.16	0.4								○	●		
	WNMG080408-TRA	12.7	8.7	4.76	5.16	0.8								○	●		
	WNMG080412-TRA	12.7	8.7	4.76	5.16	1.2								○	●		

● Featured grade 主推牌号 ○ Optional grade 可选牌号

80°Trigon with holes
(Negative)

WN 80°Trigon Negative with holes

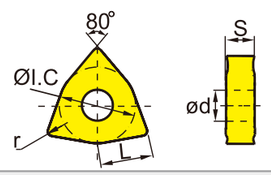

Workpiece material	连续切削 Continuous cutting				一般工况 General cutting			断续切削 Interrupted cutting	
P Steel	●	◐	◐	◐					
M Stainless steel					●	◐	◐		
K Cast iron								●	◐
N Non-ferrous metal									
S Heat resistant alloy Ti alloy									● ◐

Inserts shape	Type	Dimensions(mm) I.C	L	S	d	r	Coating/Grade CVD JE8015P	JE8020P	JE8025P	JE8035P	PVD JE6015M	JE6025M	JE6035M	CVD JE4015K	JE4025K	PVD JE5015S	JE5025S
粗加工 Roughing	WNMG080404-TMA	12.7	8.7	4.76	5.16	0.4	○	○	●	○							
	WNMG080408-TMA	12.7	8.7	4.76	5.16	0.8	○	○	●	○							
	WNMG080412-TMA	12.7	8.7	4.76	5.16	1.2	○	○	●	○							
	WNMG080404L-TMF	12.7	8.7	4.76	5.16	0.4	○	○	●	○							
	WNMG080404R-TMF	12.7	8.7	4.76	5.16	0.4	○	○	●	○							
	WNMG080408L-TMF	12.7	8.7	4.76	5.16	0.8	○	○	●	○							
	WNMG080408R-TMF	12.7	8.7	4.76	5.16	0.8	○	○	●	○							

● Featured grade 主推牌号 ○ Optional grade 可选牌号

zyx@jetedge-cutting.com http://www.jetedge-cutting.com/

Rhombic 80° with Hole
(Positive)

CC 80°Rhombus Positive with holes

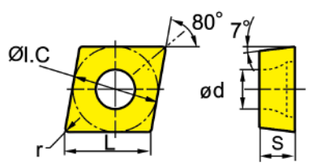

Workpiece material	连续切削 Continuous cutting	一般工况 General cutting	断续切削 Interrupted cutting
P Steel	●	●	●
M Stainless steel		●	●
K Cast iron			●
N Non-ferrous metal			
S Heat resistant alloy Ti alloy			●

Inserts shape	Type	Dimensions(mm) I.C	L	S	d	r	Coating/Grade CVD JE8015P	JE8020P	JE8025P	JE8035P	PVD JE6015M	JE6025M	JE6035M	CVD JE4015K	JE4025K	PVD JE5015S	JE5025S
Finishing 精加工	CCMT060202	6.35	6.45	2.38	2.8	0.2	○	○	●	○	○	●	○	○	●	○	●
	CCMT060204	6.35	6.45	2.38	2.8	0.4	○	○	●	○	○	●	○	○	●	○	●
	CCMT060208	6.35	6.45	2.38	2.8	0.8	○	○	●	○	○	●	○	○	●	○	●
	CCMT09T304	9.525	9.67	3.97	4.4	0.4	○	○	●	○	○	●	○	○	●	○	●
	CCMT09T308	9.525	9.67	3.97	4.4	0.8	○	○	●	○	○	●	○	○	●	○	●
	CCMT120404	12.7	12.9	4.76	5.5	0.4	○	○	●	○	○	●	○	○	●	○	●
	CCMT120408	12.7	12.9	4.76	5.5	0.8	○	○	●	○	○	●	○	○	●	○	●
	CCRT060202K	6.35	6.45	2.38	2.8	0.2	○	○	●	○	○	●	○	○	●	○	●
	CCRT09T302K	9.525	9.67	3.97	4.4	0.2	○	○	●	○	○	●	○	○	●	○	●
	CCRT060202-TFD	6.35	6.45	2.38	2.8	0.2	○	○	●	○	○	●	○	○	●	○	●
	CCRT09T302-TFD	9.525	9.67	3.97	4.4	0.2	○	○	●	○	○	●	○	○	●	○	●
	CCRT09T302-TAA	9.525	9.67	3.97	4.4	0.2	○	○	●	○	○	●	○	○	●	○	●
							○	○	●	○	○	●	○	○	●	○	●
Semi-finishing 半精加工	CCRW030101	3.5	3.55	1.4	1.9	0.1	○	○	●	○	○	●	○	○	●	○	●
	CCRW040101	4.3	4.37	1.8	2.3	0.1	○	○	●	○	○	●	○	○	●	○	●
	CCRW060202	6.35	6.45	2.38	2.8	0.2	○	○	●	○	○	●	○	○	●	○	●
	CCRW09T302	9.525	9.67	3.97	4.4	0.4	○	○	●	○	○	●	○	○	●	○	●

● Featured grade 主推牌号 ○ Optional grade 可选牌号

Rhombic 55° with Hole
(Positive)

DC 55°Rhombus Positive with holes

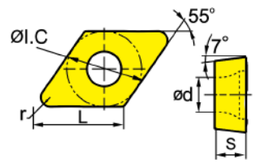

Workpiece material	连续切削 Continuous cutting	一般工况 General cutting	断续切削 Interrupted cutting
P Steel	●	●	●
M Stainless steel		●	●
K Cast iron			●
N Non-ferrous metal			
S Heat resistant alloy Ti alloy			●

Inserts shape	Type	Dimensions(mm) I.C	L	S	d	r	Coating/Grade CVD JE8015P	JE8020P	JE8025P	JE8035P	PVD JE6015M	JE6025M	JE6035M	CVD JE4015K	JE4025K	PVD JE5015S	JE5025S
Finishing 精加工	DCMT070204	6.35	6.45	2.38	2.8	0.2	○	○	●	○	○	●	○	○	●	○	●
	DCMT070208	6.35	6.45	2.38	2.8	0.4	○	○	●	○	○	●	○	○	●	○	●
	DCMT11T304	6.35	6.45	2.38	2.8	0.8	○	○	●	○	○	●	○	○	●	○	●
	DCMT11T308	9.525	9.67	3.97	4.4	0.4	○	○	●	○	○	●	○	○	●	○	●
Semi-finishing 半精加工 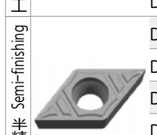	DCMT070202-TME	9.525	9.67	3.97	4.4	0.8	○	○	●	○	○	●	○	○	●	○	●
	DCMT070204-TME	12.7	12.9	4.76	5.5	0.4	○	○	●	○	○	●	○	○	●	○	●
	DCMT070208-TME	12.7	12.9	4.76	5.5	0.8	○	○	●	○	○	●	○	○	●	○	●
	DCMT11T304-TME	6.35	6.45	2.38	2.8	0.2	○	○	●	○	○	●	○	○	●	○	●
	DCMT11T308-TME	9.525	9.67	3.97	4.4	0.2	○	○	●	○	○	●	○	○	●	○	●
Finishing 精加工	DCRT070202K	6.35	7.75	2.39	2.8	0.2	○	○	●	○	○	●	○	○	●	○	●
	DCRT11T302K	9.525	11.6	2.39	4.4	0.2	○	○	●	○	○	●	○	○	●	○	●
	DCRT070202-TFD	6.35	7.75	2.38	2.8	0.2	○	○	●	○	○	●	○	○	●	○	●
	DCRT11T302-TFD	6.35	11.6	2.38	2.8	0.2	○	○	●	○	○	●	○	○	●	○	●
	DCRT11T304-TFD	6.35	11.6	2.38	2.8	0.4	○	○	●	○	○	●	○	○	●	○	●
	DCRT070202-TAA	6.35	7.75	2.38	2.8	0.2	○	○	●	○	○	●	○	○	●	○	●
	DCRT11T302-TAA	6.35	11.6	2.38	2.8	0.2	○	○	●	○	○	●	○	○	●	○	●
Semi-finishing 半精加工	DCRW070202	6.35	7.75	2.38	2.8	0.2	○	○	●	○	○	●	○	○	●	○	●
	DCRW11T301	9.525	11.6	3.97	4.4	0.1	○	○	●	○	○	●	○	○	●	○	●
	DCRW11T302	9.525	11.6	3.97	4.4	0.2	○	○	●	○	○	●	○	○	●	○	●

● Featured grade 主推牌号 ○ Optional grade 可选牌号

zyx@jetedge-cutting.com http://www.jetedge-cutting.com/

90°Square with holes
(Positive)

SC 90°Square Positive with holes

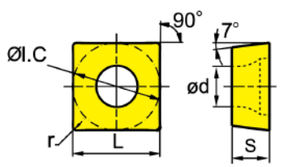

Workpiece material	连续切削 Continuous cutting				一般工况 General cutting			断续切削 Interrupted cutting			
P Steel	●	●	●	●							
M Stainless steel					●	●	●				
K Cast iron								●	●		
N Non-ferrous metal											
S Heat resistant alloy Ti alloy										●	●

Inserts shape	Type	Dimensions(mm) I.C	L	S	d	r	Coating/Grade CVD JE8015P	JE8020P	JE8025P	JE8035P	PVD JE6015M	JE6025M	JE6035M	CVD JE4015K	JE4025K	PVD JE5015S	JE5025S
Finishing 精加工	SCMT09T304	9.525	9.525	3.97	4.4	0.4	○	○	●	○	○	●	○	○	●	○	●
	SCMT09T308	9.525	9.525	3.97	4.4	0.8	○	○	●	○	○	●	○	○	●	○	●
	SCMT120404	12.7	12.7	4.76	5.5	0.4	○	○	●	○	○	●	○	○	●	○	●
	SCMT120408	12.7	12.7	4.76	5.5	0.8	○	○	●	○	○	●	○	○	●	○	●
	SCRT09T302K	9.525	9.525	3.97	4.4	0.2	○	○	●	○	○	●	○	○	●	○	●
	SCRW09T302	9.525	9.525	3.97	4.4	0.2	○	○	●	○	○	●	○	○	●	○	●

● Featured grade 主推牌号 ○ Optional grade 可选牌号

60°Regular Triangle with holes
(Positive)

TC 60°Regular Triangle Positive with holes

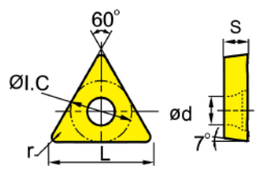

Workpiece material	连续切削 Continuous cutting				一般工况 General cutting			断续切削 Interrupted cutting			
P Steel	●	●	●	●							
M Stainless steel					●	●	●				
K Cast iron								●	●		
N Non-ferrous metal											
S Heat resistant alloy Ti alloy										●	●

Inserts shape	Type	Dimensions(mm) I.C	L	S	d	r	Coating/Grade CVD JE8015P	JE8020P	JE8025P	JE8035P	PVD JE6015M	JE6025M	JE6035M	CVD JE4015K	JE4025K	PVD JE5015S	JE5025S
Finishing 精加工	TCMT090204	5.56	9.6	2.38	2.5	0.4	○	○	●	○	○	●	○	○	●	○	●
	TCMT090208	5.56	9.6	2.38	2.5	0.8	○	○	●	○	○	●	○	○	●	○	●
	TCMT110204	6.35	11	2.38	2.8	0.4	○	○	●	○	○	●	○	○	●	○	●
	TCMT110208	6.35	11	2.38	2.8	0.8	○	○	●	○	○	●	○	○	●	○	●
	TCMT16T304	9.525	16.5	3.97	4.4	0.4	○	○	●	○	○	●	○	○	●	○	●
	TCMT16T308	9.525	16.5	3.97	4.4	0.8	○	○	●	○	○	●	○	○	●	○	●
Semi-finishing 半精加工																	

● Featured grade 主推牌号 ○ Optional grade 可选牌号

zyx@jetedge-cutting.com http://www.jetedge-cutting.com/

A General Turning

Rhombic 35° with Hole
(Positive)

VB 35°Rhombus Positive with holes

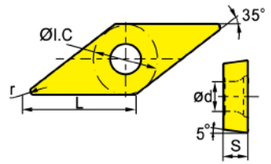

Workpiece material	连续切削 Continuous cutting				一般工况 General cutting			断续切削 Interrupted cutting			
P Steel	●	◐	◐	✚							
M Stainless steel					●	◐	✚				
K Cast iron								●	◐		
N Non-ferrous metal											
S Heat resistant alloy Ti alloy										●	◐

Inserts shape		Type	Dimensions(mm) I.C	L	S	d	r	Coating/Grade CVD JE8015P	CVD JE8020P	CVD JE8025P	CVD JE8035P	PVD JE6015M	PVD JE6025M	PVD JE6035M	CVD JE4015K	CVD JE4025K	PVD JE5015S	PVD JE5025S
精加工 Finishing		VBMT110304	6.35	11.1	2.38	2.8	0.4	○	○	●	○	○	●	○	○	●	○	●
		VBMT110308	6.35	11.1	2.38	2.8	0.8	○	○	●	○	○	●	○	○	●	○	●
		VBMT160404	9.525	16.6	3.97	4.4	0.4	○	○	●	○	○	●	○	○	●	○	●
		VBMT160408	9.525	16.6	3.97	4.4	0.8	○	○	●	○	○	●	○	○	●	○	●
		VCRT110302K	6.35	11.1	3.18	2.8	0.2	○	○	●	○	○	●	○	○	●	○	●
		VCRT160402K	9.525	16.6	4.76	4.4	0.2	○	○	●	○	○	●	○	○	●	○	●
		VCRT110302-TFD	6.35	11.1	3.18	2.8	0.2	○	○	●	○	○	●	○	○	●	○	●
		VCRT110301-TAA	6.35	11.1	3.18	2.8	0.1	○	○	●	○	○	●	○	○	●	○	●
		VCRT110302-TAA	6.35	11.1	3.18	2.8	0.2	○	○	●	○	○	●	○	○	●	○	●
半精加工 Semi-finishing		VBRW110301	6.35	11.1	3.18	2.8	0.1	○	○	●	○	○	●	○	○	●	○	●
		VBRW110302	6.35	11.1	3.18	2.8	0.2	○	○	●	○	○	●	○	○	●	○	●
		VBRW160402	9.525	16.6	4.76	4.4	0.2	○	○	●	○	○	●	○	○	●	○	●
		VPRW110302	6.35	11.1	3.18	2.8	0.2	○	○	●	○	○	●	○	○	●	○	●

● Featured grade 主推牌号　○ Optional grade 可选牌号

zyx@jetedge-cutting.com http://www.jetedge-cutting.com/

Common Problems and Solutions In Turning

√ 这个因素需要重点检查或调整 This factor requires careful examination or adjustment.

↑ 建议增加这个参数 It is suggested to add this parameter.

↓ 建议降低这个参数 It is suggested to reduce this parameter.

常见问题 Main problem		选择条件 Selection condition	刀具材料选择 Selection of Tool material: 硬度更高的材料 Materal with higher hardness	韧性好的材料 material with good toughness	切削条件 Cutting Condition: 切削速度 cutting speed	进给 feeding
刀尖磨损过大 Too much wear for the knifepoint	加工中精度超标 Machining accuracy beyond standard	后刀面磨损增大 Flank wear increases	√			
		切削条件不适合 Cutting condition is not suitable			↓	↑
表面精度恶化 Surface accuracy deterioration	表面质量差 Poor surface quality	刀具磨损增大、刀刃不够锋利 Tool wear increases and the blade is not sharp enough	√		↓	
		切削刃缺损 Cutting edge defect		√		↓
		切削刃几何形状不合适 Cutting edge geometry is not appropriate				
		切削条件不合适 Cutting condition is not suitable			↑	↓
		振动、发颤 Vibration and tremble		√	↑↓	↓
		积屑瘤 built- up edge			↑	↑
发热 Heat	切削热的影响 Cutting heat effect	切削条件不合适 Cutting condition is not suitable			↓	
		切削刃几何形状不合适 Cutting edge geometry is not appropriate	√			
尺寸精度差 Poor dimensional accuracy	加工中尺寸波动 Dimension fluctuation in machining	刀片精度不合适 The blade accurancy is not suitable				
		工件、刀具位置偏移 Work tool offset			↑	
刀具切削刃损伤 Cutting edge damage	后刀面、前刀面磨损增大 Wear increases on the back and front knife surfaces	后刀面磨损 The front edge wears	√		↓	
		前刀面磨损 The back edge wears	√		↓	↓
	微崩 Minor Tipping	振动、冲击 Vibration and impact		√		↓
	积屑瘤 Built-up edge	工件硬度与刀具切削条件不适合 The hardness of the tool material is not suitable for cutting condition				↑
	热龟裂 Thermal cracking	工件材料的硬度与刀具材料和切削条件不适合 The hardness of the tool material is not suitable for cutting condition			↓	↓
	切削刃刀尖部分变形 Cutting edge deformation	在断续切削大进给时发生 Occurs when intermittent cutting in large feeding	√			↓
	刀具寿命 Life time of tools	材料、切削条件不合适 Tool material is not suitable for cutting condition		√		↓
切屑控制 Cutting control	长切屑缠绕 long cutting chips, winding	切削条件不合适 Cutting condition is not suitable			↓	↑
		刀刃几何形状不合适 Cutting edge geometry is not appropriate				
	切屑太短，导致飞溅 Short cutting chips, causing splash	切削条件不合适 Cutting condition is not suitable				↓
		刀刃几何形状不合适 Cutting edge geometry is not appropriate				
毛刺、塌边 Burr, Collapse	钢、铝，产生毛刺 Steel and aluminum, burrs	切削条件不适合 Cutting condition is not suitable			↑	↓
		刀具磨损、几何形状不合适 Cutting tool wears and Cutting edge geometry is not appropriate	√			
	铸铁，塌边 Cast iron, collapse	切削条件不合适 Cutting condition is not suitable			↓	↑
		刀具磨损、几何形状不合适 Cutting tool wears and Cutting edge geometry is not appropriate	√			
	软钢，毛边 Mild steel, burrs	切削条件不合适 Cutting condition is not suitable				↓
		刀具磨损、几何形状不合适 Cutting tool wears and Cutting edge geometry is not appropriate	√			

切削条件 Cutting Condition: 切深 cutting depth	切削液 Cutting fluid	刀具形状 Shape of tool: 改变刀片槽型 Change chip breakers of the inserts	前角 front angle	刀尖圆弧半径 corner radius	主偏角 cutting edge angle	切削刃强度 cutting edge strength	提高刀片精度 Improve blade accuracy	提高刀具刚性 Improve blade rigidity	机床装夹 Machine tool clamping: 工件刀柄装夹 Workpiece holder clamping	刀柄悬伸 Tool holder overhanging	动力、机床间隙 Power machine clearence
				↑							
							√				
	√		↑	↑		↓			√	√	√
↓		√		↑		↑					
		√		↑		↓	√				
↓	√										
↓	√	√	↑	↓	↑	↓			√	√	√
	√	√	↑			↓	√				
			↑								
		√	↑			↓					
							√				
		√	↑	↓	↑			√	√	√	√
		√	↑	↑		↓					
↓		√	↑		↓						
↓		√			↓	↑		√	√	√	√
	√	√	↑			↓	√				
↓	√	√	↑			↓					
↓	√	√	↑	↑	↓	↓					
↓		√		↑	↓	↑		√	√	√	√
↑	√										
		√		↓	↑						
↓	√										
		√		↑	↓						
	√										
		√	↑	↓	↑	↓					
	√										
		√	√	↓	↓	↓					
↓											
		√	↑	↑		↑		√	√	√	√

Thread Inserts Identification System

16	E	R	1.50	ISO	M	HMC
(1)	(2)	(3)	(4)	(5)	(6)	(7)

1 Insert Size	
Code	IC(mm)
08	5
11	6.35
16	9.525
22	12.7
27	15.875

2 Thread Type
E=External Thread
I=Internal Thread
☐=internal and External Threads

3 Insert Direction
R=Right-handed
L=Left-hand
☐=Left/Right-handed

4 Pitch		
Fully Thread Profile Pitch Range		
mm	TPI	
0.35-5.0	72-5	
Partial Thread Profile Pitch Range		
Code	mm	TPI
A	0.5-1.5	48-16
AG	0.5-3.0	48-8
G	1.75-3.0	14-8
N	3.5-5.0	7-5

5 Thread Standard	
60=60° General Thread	ACME=American Trapezoidal Thread
55=55° General Thread	STACME=American Short Tooth Trapezoidal Thread
ISO=ISO Metric Screw Thread	ABUT=American Serrated Thread
UN=American Unified Thread	BBUT=British Serrated Thread
W=British Whitworth Thread	SAGE=Metric Serrated Thread
NPT=American National Standard Taper Pipe Thread	API=API Standard Thread
NPTF=National (American) Pipe Thread	BUT=API Buttress Thread
BSPT=British National Standard Taper Pipe Thread	APIRD=API Round Thread for Casing and Tubing
RD=Round Thread DIN405	MJ=Metric Aerospace Thread
RD20400=Round Thread 20400	UNJ=American Aerospace Thread
TR=Metric Trapezoidal Thread	PG=German Standard PG Thread

6 Additional Information
Used to Define the Number of Teeth or Geometry, etc.

THREAD TYPES & APPLICATIONS

Thread Type	ISO Metric Thread IS0	60° V-Thread 60°	55° V-Thread 55°	Unified Thread UN	Whitworth Thread W	British Standard Pipe Taper Thread BSPT	National Pipe Taper Thread NPT
Thread Profile	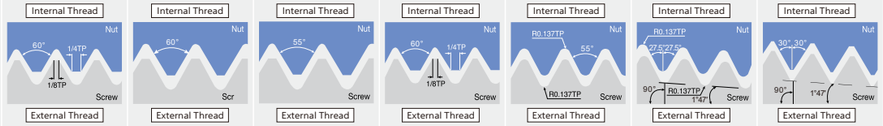						
Pitch Unit	mm	TPI	TPI	TPI	TPI	TPI	TPI
Typical Applications	General Machinery & Industrial Applications				Gas, Water & Pipe Connections		

Thread Type	Dryseal Pipe Thread NPTF	Metric Trapezoidal Threac TR	ACME Thread ACME	Stub ACME Thread STACME	American Buttress Thread ABUT	DIN Buttress Thread SAGE	Round Thread Rd
Thread Profile	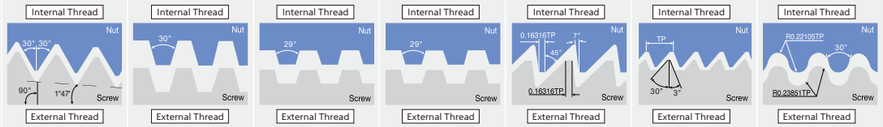						
Pitch Unit	TPI	mm	TPI	TPI	TPI	mm	TPI
Typical Applications	Gas, Water & Pipe Connections	Power Transmission & Mechanical Motion					Food Processing Equipment & Fire Hose Couplings

60° General External Threading

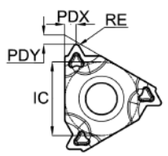

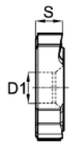

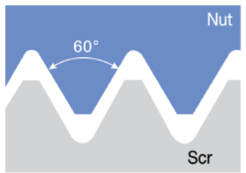

Inserts shape	Type	Pitch Range (mm)	Dimensions(mm)						Coated Cemented Carbide								
			PDY	PDX	RE	IC	S	D1	JE7015P	JE7025P	JE6015M	JE6025M	JE6035M	JE4015K	JE4025K	JE5015S	JE5025S
	16ERAG60-HGA	0.5-3.0	1.1	1.5	0.08	9.525	3.47	4	○	●	○	●	○	○	●	○	●

● Featured grade 主推牌号 ○ Optional grade 可选牌号

55° General External Threading

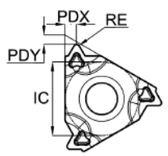

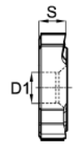

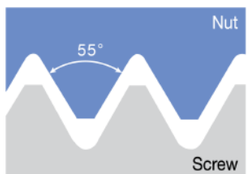

Inserts shape	Type	Pitch Range (TPI)	Dimensions(mm)						Coated Cemented Carbide								
			PDY	PDX	RE	IC	S	D1	JE7015P	JE7025P	JE6015M	JE6025M	JE6035M	JE4015K	JE4025K	JE5015S	JE5025S
	16ERAG55-HGA	48-8	1.1	1.5	0.08	9.525	3.47	4	○	●	○	●	○	○	●	○	●

● Featured grade 主推牌号 ○ Optional grade 可选牌号

60° General Internal Threading

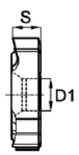

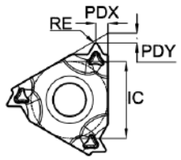

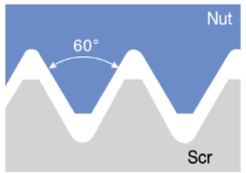

Inserts shape	Type	Pitch Range (mm)	Dimensions(mm)						Recommended Grade								
			PDY	PDX	RE	IC	S	D1	JE7015P	JE7025P	JE6015M	JE6025M	JE6035M	JE4015K	JE4025K	JE5015S	JE5025S
	16IRAG60-HGA	0.5-3.0	1.1	1.5	0.08	9.525	3.47	4	○	●	○	●	○	○	●	○	●

● Featured grade 主推牌号 ○ Optional grade 可选牌号

55° General Internal Threading

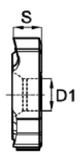

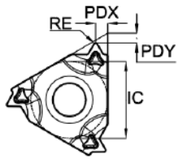

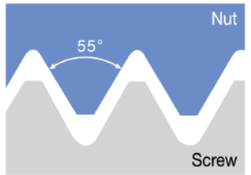

Inserts shape	Type	Pitch Range (TPI)	Dimensions(mm)						Coated Cemented Carbide								
			PDY	PDX	RE	IC	S	D1	JE7015P	JE7025P	JE6015M	JE6025M	JE6035M	JE4015K	JE4025K	JE5015S	JE5025S
	16IRAG55-HGA	48-8	1.1	1.5	0.08	9.525	3.47	4	○	●	○	●	○	○	●	○	●

● Featured grade 主推牌号 ○ Optional grade 可选牌号

ISO Metric Screw External Thread

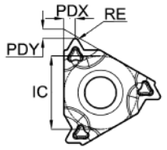

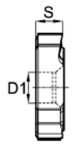

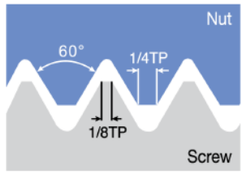

Inserts shape	Type	Pitch Range (mm)	Dimensions(mm)						Coated Cemented Carbide								
			PDY	PDX	RE	IC	S	D1	JE7015P	JE7025P	JE6015M	JE6025M	JE6035M	JE4015K	JE4025K	JE5015S	JE5025S
	16ERM150ISO-HGB	1.50	0.8	1.0	0.22	9.525	3.47	4	○	●	○	●	○	○	●	○	●
	16ERM200ISO-HGB	2.00	1.2	1.3	0.29	9.525	3.47	4	○	●	○	●	○	○	●	○	●
	16ERM250ISO-HGB	2.50	1.2	1.5	0.36	9.525	3.47	4	○	●	○	●	○	○	●	○	●
	16ERM300ISO-HGB	3.00	1.2	1.5	0.43	9.525	3.47	4	○	●	○	●	○	○	●	○	●

● Featured grade 主推牌号 ○ Optional grade 可选牌号

W External Thread

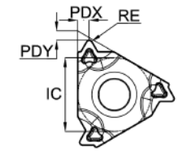

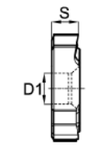

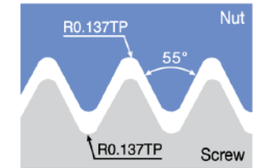

Inserts shape	Type	Pitch Range (TPI)	Dimensions(mm)						Coated Cemented Carbide								
			PDY	PDX	RE	IC	S	D1	JE7015P	JE7025P	JE6015M	JE6025M	JE6035M	JE4015K	JE4025K	JE5015S	JE5025S
	16ERM11W-HGA	11	1.2	1.5	0.30	9.525	3.47	4	○	●	○	●	○	○	●	○	●
	16ERM14W-HGA	14	1.2	1.5	0.24	9.525	3.47	4	○	●	○	●	○	○	●	○	●

● Featured grade 主推牌号 ○ Optional grade 可选牌号

ISO Metric Screw Internal Thread

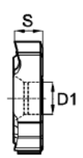

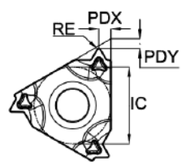

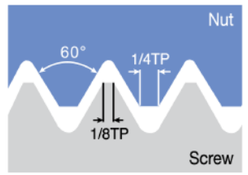

Inserts shape	Type	Pitch Range (mm)	Dimensions(mm)						Coated Cemented Carbide								
			PDY	PDX	RE	IC	S	D1	JE7015P	JE7025P	JE6015M	JE6025M	JE6035M	JE4015K	JE4025K	JE5015S	JE5025S
	11IRM1.00ISO-HGB	1.00	0.8	0.7	0.07	6.35	3.00	3.2	○	●	○	●	○	○	●	○	●
	16IRM150ISO-HGB	1.50	0.8	1.0	0.11	9.525	3.47	4	○	●	○	●	○	○	●	○	●
	16IRM200ISO-HGB	2.00	1.2	1.3	0.15	9.525	3.47	4	○	●	○	●	○	○	●	○	●
	16IRM250ISO-HGB	2.50	1.2	1.5	0.18	9.525	3.47	4	○	●	○	●	○	○	●	○	●
	16IRM300ISO-HGB	3.00	1.2	1.5	0.22	9.525	3.47	4	○	●	○	●	○	○	●	○	●

● Featured grade 主推牌号 ○ Optional grade 可选牌号

W Internal Thread

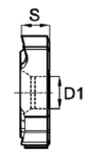

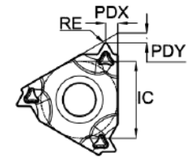

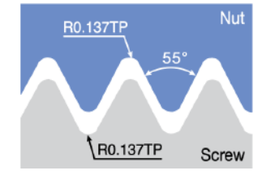

Inserts shape	Type	Pitch Range (TPI)	Dimensions(mm)						Coated Cemented Carbide								
			PDY	PDX	RE	IC	S	D1	JE7015P	JE7025P	JE6015M	JE6025M	JE6035M	JE4015K	JE4025K	JE5015S	JE5025S
	16IRM11W-HGA	11	1.2	1.5	0.30	9.525	3.47	4	○	●	○	●	○	○	●	○	●
	16IRM14W-HGA	14	1.2	1.5	0.24	9.525	3.47	4	○	●	○	●	○	○	●	○	●

● Featured grade 主推牌号 ○ Optional grade 可选牌号

NPT External Thread

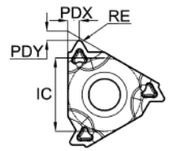

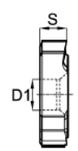

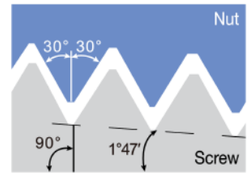

Inserts shape	Type	Pitch Range (TPI)	Dimensions(mm)						Coated Cemented Carbide								
			PDY	PDX	RE	IC	S	D1	JE7015P	JE7025P	JE6015M	JE6025M	JE6035M	JE4015K	JE4025K	JE5015S	JE5025S
	16ERM11.5NPT-HGB	11.5	1.2	1.5	0.25	9.525	3.47	4	○	●	○	●	○	○	●	○	●
	16ERM14NPT-HGB	14	1.2	1.5	0.22	9.525	3.47	4	○	●	○	●	○	○	●	○	●

● Featured grade 主推牌号 ○ Optional grade 可选牌号

BSPT External Thread

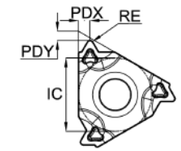

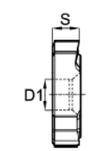

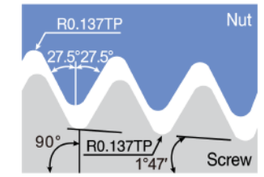

Inserts shape	Type	Pitch Range (TPI)	Dimensions(mm)						Coated Cemented Carbide								
			PDY	PDX	RE	IC	S	D1	JE7015P	JE7025P	JE6015M	JE6025M	JE6035M	JE4015K	JE4025K	JE5015S	JE5025S
	16ERM11BSPT-HGB	11	1.2	1.5	0.30	9.525	3.47	4	○	●	○	●	○	○	●	○	●
	16ERM14BSPT-HGB	14	1.2	1.5	0.24	9.525	3.47	4	○	●	○	●	○	○	●	○	●

● Featured grade 主推牌号 ○ Optional grade 可选牌号

NPT Internal Thread

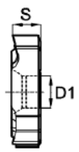

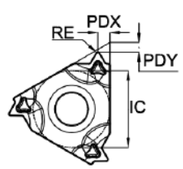

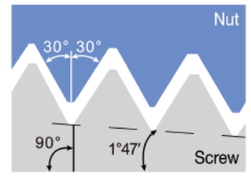

Inserts shape	Type	Pitch Range (TPI)	Dimensions(mm)						Coated Cemented Carbide								
			PDY	PDX	RE	IC	S	D1	JE7015P	JE7025P	JE6015M	JE6025M	JE6035M	JE4015K	JE4025K	JE5015S	JE5025S
	16IRM11.5NPT-HGB	11.5	1.2	1.5	0.25	9.525	3.47	4	○	●	○	●	○	○	●	○	●
	16IRM14NPT-HGB	14	1.2	1.5	0.22	9.525	3.47	4	○	●	○	●	○	○	●	○	●

● Featured grade 主推牌号 ○ Optional grade 可选牌号

BSPT Internal Thread

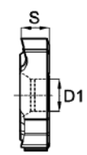

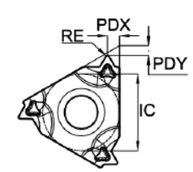

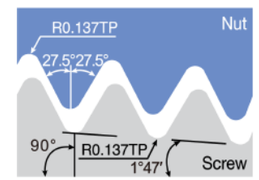

Inserts shape	Type	Pitch Range (TPI)	Dimensions(mm)						Coated Cemented Carbide								
			PDY	PDX	RE	IC	S	D1	JE7015P	JE7025P	JE6015M	JE6025M	JE6035M	JE4015K	JE4025K	JE5015S	JE5025S
	16IRM11BSPT-HGB	11	1.2	1.5	0.30	9.525	3.47	4	○	●	○	●	○	○	●	○	●
	16IRM14BSPT-HGB	14	1.2	1.5	0.24	9.525	3.47	4	○	●	○	●	○	○	●	○	●

● Featured grade 主推牌号 ○ Optional grade 可选牌号

NPT External Thread

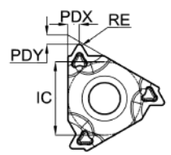

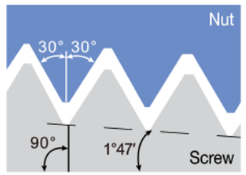

Inserts shape	Type	Pitch Range (TPI)	Dimensions(mm)						Coated Cemented Carbide								
			PDY	PDX	RE	IC	S	D1	JE7015P	JE7025P	JE6015M	JE6025M	JE6035M	JE4015K	JE4025K	JE5015S	JE5025S
	16ERM11.5NPT-HGB	11.5	1.2	1.5	0.25	9.525	3.47	4	○	●	○	●	○	○	●	○	●
	16ERM14NPT-HGB	14	1.2	1.5	0.22	9.525	3.47	4	○	●	○	●	○	○	●	○	●

● Featured grade 主推牌号 ○ Optional grade 可选牌号

BSPT External Thread

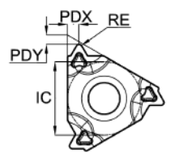

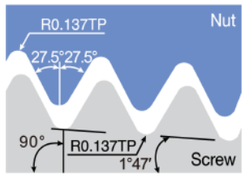

Inserts shape	Type	Pitch Range (TPI)	Dimensions(mm)						Coated Cemented Carbide								
			PDY	PDX	RE	IC	S	D1	JE7015P	JE7025P	JE6015M	JE6025M	JE6035M	JE4015K	JE4025K	JE5015S	JE5025S
	16ERM11BSPT-HGB	11	1.2	1.5	0.30	9.525	3.47	4	○	●	○	●	○	○	●	○	●
	16ERM14BSPT-HGB	14	1.2	1.5	0.24	9.525	3.47	4	○	●	○	●	○	○	●	○	●

● Featured grade 主推牌号 ○ Optional grade 可选牌号

NPT Internal Thread

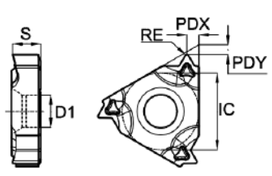

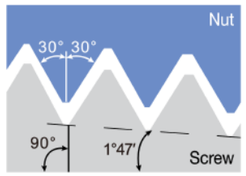

Inserts shape	Type	Pitch Range (TPI)	Dimensions(mm)						Coated Cemented Carbide								
			PDY	PDX	RE	IC	S	D1	JE7015P	JE7025P	JE6015M	JE6025M	JE6035M	JE4015K	JE4025K	JE5015S	JE5025S
	16IRM11.5NPT-HGB	11.5	1.2	1.5	0.25	9.525	3.47	4	○	●	○	●	○	○	●	○	●
	16IRM14NPT-HGB	14	1.2	1.5	0.22	9.525	3.47	4	○	●	○	●	○	○	●	○	●

● Featured grade 主推牌号 ○ Optional grade 可选牌号

BSPT Internal Thread

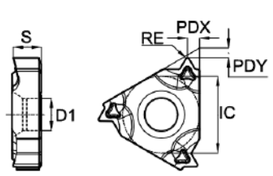

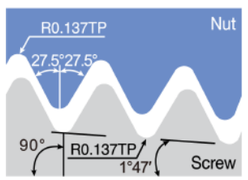

Inserts shape	Type	Pitch Range (TPI)	Dimensions(mm)						Coated Cemented Carbide								
			PDY	PDX	RE	IC	S	D1	JE7015P	JE7025P	JE6015M	JE6025M	JE6035M	JE4015K	JE4025K	JE5015S	JE5025S
	16IRM11BSPT-HGB	11	1.2	1.5	0.30	9.525	3.47	4	○	●	○	●	○	○	●	○	●
	16IRM14BSPT-	14	1.2	1.5	0.24	9.525	3.47	4	○	●	○	●	○	○	●	○	●

● Featured grade 主推牌号 ○ Optional grade 可选牌号

Grooving Inserts

MGMN□□

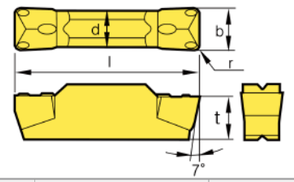

Workpiece material		连续切削 Continuous cutting		一般工况 General cutting			断续切削 Interrupted cutting	
P	Steel	●	○					
M	Stainless steel			●	○	◐		
K	Cast iron						●	○
N	Non-ferrous metal							
S	Heat resistant alloy Ti alloy						●	○

Inserts shape	Type	Dimensions(mm)					Recommended Grade								
		b	r	l	d	t	JE7015P	JE7025P	JE6015M	JE6025M	JE6035M	JE4015K	JE4025K	JE5015S	JE5025S
	MGMN150-G	1.50	0.15	16.0	1.20	3.5	○	●	○	●	○	○	●	○	●
	MGMN200-G	2.0	0.2	16.0	1.6	3.5	○	●	○	●	○	○	●	○	●
	MGMN250-G	2.5	0.2	18.5	2.0	3.85	○	●	○	●	○	○	●	○	●
	MGMN300-G	3.0	0.4	21.0	2.35	4.8	○	●	○	●	○	○	●	○	●
	MGMN300-M	3.0	0.4	21.0	2.35	4.8	○	●	○	●	○	○	●	○	●
	MGMN400-M	4.0	0.4	21.0	3.3	4.8	○	●	○	●	○	○	●	○	●
	MGMN500-M	5.0	0.8	26.0	4.1	5.8	○	●	○	●	○	○	●	○	●
	MGMN600-M	6.0	0.8	26.0	5.0	5.8	○	●	○	●	○	○	●	○	●
	MGMN150-T	1.5	0.15	16.0	1.2	3.5	○	●	○	●	○	○	●	○	●
	MGMN200-T	2.0	0.2	16.0	1.6	3.5	○	●	○	●	○	○	●	○	●
	MGMN250-T	2.5	0.2	18.5	2.0	3.85	○	●	○	●	○	○	●	○	●
	MGMN300-T	3.0	0.4	21.0	2.35	4.8	○	●	○	●	○	○	●	○	●
	MGMN400-T	4.0	0.4	21.0	3.3	4.8	○	●	○	●	○	○	●	○	●
	MGMN500-T	5.0	0.8	25.9	4.1	5.8	○	●	○	●	○	○	●	○	●
	MGMN600-T	6.0	0.8	26.2	5.0	5.8	○	●	○	●	○	○	●	○	●
	MGMN150-DR	1.5	0.15	16.0	1.2	3.5	○	●	○	●	○	○	●	○	●
	MGMN200-DR	2.0	0.15	16.0	1.6	3.5	○	●	○	●	○	○	●	○	●
	MGMN250-DR	2.5	0.2	18.5	2.0	3.85	○	●	○	●	○	○	●	○	●
	MGMN300-DR	3.0	0.2	21.0	2.35	4.8	○	●	○	●	○	○	●	○	●
	MGMN400-DR	4.0	0.4	21.0	3.3	4.8	○	●	○	●	○	○	●	○	●
	MGMN500-DR	5.0	0.6	25.9	4.1	5.8	○	●	○	●	○	○	●	○	●
	MGMN600-DR	6.0	0.8	26.2	5.0	5.8	○	●	○	●	○	○	●	○	●

● Featured grade 主推牌号 ○ Optional grade 可选牌号

Grooving Inserts

MRMN□□

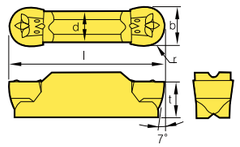

Workpiece material		连续切削 Continuous cutting		一般工况 General cutting			断续切削 Interrupted cutting	
P	Steel	●	○					
M	Stainless steel			●	○	◐		
K	Cast iron						●	○
N	Non-ferrous metal							
S	Heat resistant alloy Ti alloy						●	○

Inserts shape	Type	Dimensions(mm)					Recommended Grade								
		b	r	l	d	t	JE7015P	JE7025P	JE6015M	JE6025M	JE6035M	JE4015K	JE4025K	JE5015S	JE5025S
	MRMN200-M	2.0	1.0	16.0	1.65	3.5	○	●	○	●	○	○	●	○	●
	MRMN300-M	3.0	1.5	21.0	2.35	4.8	○	●	○	●	○	○	●	○	●
	MRMN400-M	4.0	2.0	21.0	3.3	4.8	○	●	○	●	○	○	●	○	●
	MRMN500-M	5.0	2.5	26.0	4.1	5.8	○	●	○	●	○	○	●	○	●
	MRMN600-M	6.0	2.5	26.0	5.0	5.8	○	●	○	●	○	○	●	○	●

● Featured grade 主推牌号 ○ Optional grade 可选牌号

TDJ□□

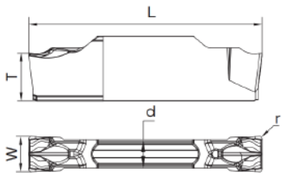

Workpiece material		连续切削 Continuous cutting		一般工况 General cutting			断续切削 Interrupted cutting	
P	Steel	●	○					
M	Stainless steel			●	○	◐		
K	Cast iron						●	○
N	Non-ferrous metal							
S	Heat resistant alloy Ti alloy						●	○

Inserts shape	Type	Blade holder size	Dimensions(mm)					Recommended Grade								
			W	R	B	L	H	JE7015P	JE7025P	JE6015M	JE6025M	JE6035M	JE4015K	JE4025K	JE5015S	JE5025S
	TDJ2	2	2.0	0.2	1.7	20.0	4.7	○	●	○	●	○	○	●	○	●
	TDJ3	3	3.0	0.2	2.4	20.0	4.7	○	●	○	●	○	○	●	○	●
	TDJ4	4	4.0	0.3	3.0	20.0	4.7	○	●	○	●	○	○	●	○	●

● Featured grade 主推牌号 ○ Optional grade 可选牌号

Grooving Inserts

TDC□□

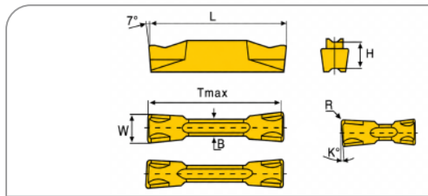

Workpiece material	连续切削 Continuous cutting	一般工况 General cutting	断续切削 Interrupted cutting
P Steel	●	◐	
M Stainless steel		●	◐ ◐
K Cast iron			● ◐
N Non-ferrous metal			
S Heat resistant alloy Ti alloy			● ◐

Inserts shape	Type	Blade holder size	Dimensions(mm) W	R	B	L	H	Recommended Grade JE7015P	JE7025P	JE6015M	JE6025M	JE6035M	JE4015K	JE4025K	JE5015S	JE5025S
	TDC2	2	2.0	0.2	1.7	20.0	4.7	○	●	○	●	○	○	●	○	●
	TDC3	3	3.0	0.2	2.4	20.0	4.7	○	●	○	●	○	○	●	○	●
	TDC4	4	4.0	0.3	3.0	20.0	4.7	○	●	○	●	○	○	●	○	●

● Featured grade 主推牌号 ○ Optional grade 可选牌号

TDT□□

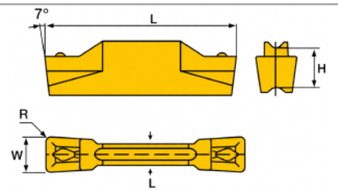

Workpiece material	连续切削 Continuous cutting	一般工况 General cutting	断续切削 Interrupted cutting
P Steel	●	◐	
M Stainless steel		●	◐ ◐
K Cast iron			● ◐
N Non-ferrous metal			
S Heat resistant alloy Ti alloy			● ◐

Inserts shape	Type	Blade holder size	Dimensions(mm) W	R	B	L	H	Recommended Grade JE7015P	JE7025P	JE6015M	JE6025M	JE6035M	JE4015K	JE4025K	JE5015S	JE5025S
	TDT3	3	3	0.3	2.25	10.0	4.7	○	●	○	●	○	○	●	○	●
	TDT4	4	4	0.4	3.05	20.0	4.7	○	●	○	●	○	○	●	○	●
	TDT2E-1.0-GTA	2	2	1.0	1.7	20.0	4.7	○	●	○	●	○	○	●	○	●
	TDT3E-1.5-GTA	3	3	1.5	2.25	20.0	4.7	○	●	○	●	○	○	●	○	●
	TDT4E-2.0-GTA	4	4	2.0	3.0	19.9	4.7	○	●	○	●	○	○	●	○	●

● Featured grade 主推牌号 ○ Optional grade 可选牌号

Grooving Inserts

TDXU□□

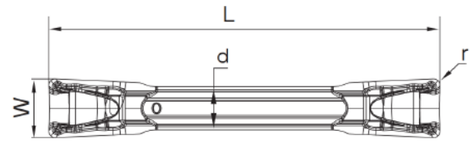

Workpiece material	连续切削 Continuous cutting	一般工况 General cutting	断续切削 Interrupted cutting
P Steel	●	◐	
M Stainless steel		●	◐ ◐
K Cast iron			● ◐
N Non-ferrous metal			
S Heat resistant alloy Ti alloy			● ◐

Inserts shape	Type	Blade holder size	Dimensions(mm) W	R	B	L	H	Recommended Grade JE7015P	JE7025P	JE6015M	JE6025M	JE6035M	JE4015K	JE4025K	JE5015S	JE5025S
	TDXU2E-0.3	2	2	0.3	1.75	20.0	4.7	○	●	○	●	○	○	●	○	●
	TDXU3E-0.3	3	3	0.3	2.2	20.0	4.7	○	●	○	●	○	○	●	○	●
	TDXU4E-0.4	4	4	0.4	3.0	20.0	4.7	○	●	○	●	○	○	●	○	●

● Featured grade 主推牌号 ○ Optional grade 可选牌号

Grooving Inserts

KNMR□□

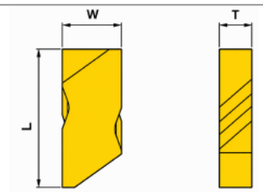

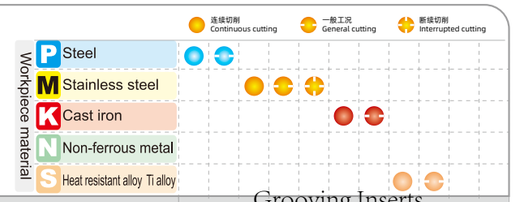

Grooving Inserts

Inserts shape	Type	Dimensions(mm) T	L	W	Recommended Grade JE7015P	JE7025P	JE6015M	JE6025M	JE6035M	JE4015K	JE4025K	JE5015S	JE5025S
	KNMR1104L	4.19	14.43	5.94	○	●	○	●	○	○	●	○	●
	KNMR1104R	4.19	14.43	5.94	○	●	○	●	○	○	●	○	●
	KNMR2005L	5.33	24.26	9.19	○	●	○	●	○	○	●	○	●
	KNMR2005R	5.33	24.26	9.19	○	●	○	●	○	○	●	○	●
	KNMR2406L	6.93	29.9	12.01	○	●	○	●	○	○	●	○	●
	KNMR2406R	6.93	29.88	12.01	○	●	○	●	○	○	●	○	●
	KNMR2410L	10.16	29.78	12.01	○	●	○	●	○	○	●	○	●
	KNMR2410R	10.16	29.78	12.01	○	●	○	●	○	○	●	○	●
	KNMR3510L	10.16	41.61	17.86	○	●	○	●	○	○	●	○	●
	KNMR3510R	10.16	41.61	17.86	○	●	○	●	○	○	●	○	●
	KNMR3513L	13.0	41.61	17.86	○	●	○	●	○	○	●	○	●
	KNMR3513R	13.0	41.61	17.86	○	●	○	●	○	○	●	○	●

● Featured grade 主推牌号 ○ Optional grade 可选牌号

Shallow Grooving Inserts

TGF□□

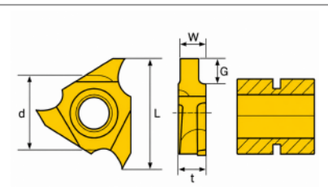

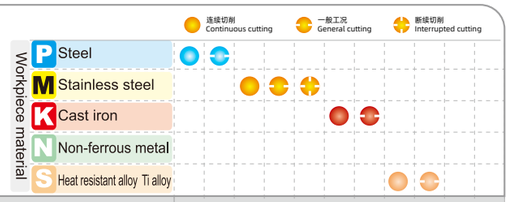

Inserts shape	Type	Dimensions(mm) L	W	G	d	t	Recommended Grade JE7015P	JE7025P	JE6015M	JE6025M	JE6035M	JE4015K	JE4025K	JE5015S	JE5025S
	TGF32	16		2.8	3/8	3.18	○	●	○	●	○	○	●	○	●
	TGF32R	16		2.8	3/8	3.18	○	●	○	●	○	○	●	○	●
	TGF32L	16		2.8	3/8	3.18	○	●	○	●	○	○	●	○	●

● Featured grade 主推牌号 ○ Optional grade 可选牌号

GBA□□

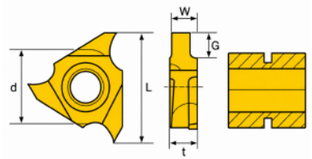

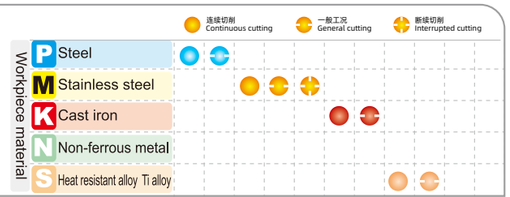

Inserts shape	Type	Dimensions(mm) L	W	G	d	t	Recommended Grade JE7015P	JE7025P	JE6015M	JE6025M	JE6035M	JE4015K	JE4025K	JE5015S	JE5025S
	GBA43R	22		2.6	3/8	3.18	○	●	○	●	○	○	●	○	●
	GBA43L	22		2.6	3/8	3.18	○	●	○	●	○	○	●	○	●

● Featured grade 主推牌号 ○ Optional grade 可选牌号

Designation Rules of ISO Milling Insert Type

Code	Shape	Tip Angle (°)	Graphics
H	Regular Hexagon	120 °	
O	Regular Octagon	135 °	
P	Regular Pentagon	108 °	
S	Square	90 °	
T	Regular Triangle	60 °	
C	Diamond	80 °	
D		55 °	
E		75 °	
F		50 °	
M		86 °	
V		35 °	
W	Hexagon	80 °	
L	Rectangle	90 °	
A	Parallel Quadrilat – eral	85 °	
B		82 °	
K		55 °	
R	Circular	——	

① Shape Code

Code	Relief Angle (°)
A	3 °
B	5 °
C	7 °
D	15 °
E	20 °
F	25 °
G	30 °
N	0 °
P	11 °
O	Others

② Relief Angle Code

Code	Tolerance (mm)			Tolerance (inch)		
	Tip Height (M)	Thickness (s)	Inscribed Circle (Ød)	Tip Height (M)	Thickness (s)	Inscribed Cir cle (Ød)
A	± 0.005	± 0.025	± 0.025	± 0.0002	± 0.001	± 0.001
F	± 0.005	± 0.025	± 0.013	± 0.0002	± 0.001	± 0.0005
C	± 0.013	± 0.025	± 0.025	± 0.0005	± 0.001	± 0.001
H	± 0.013	± 0.025	± 0.013	± 0.0005	± 0.001	± 0.0005
E	± 0.025	± 0.025	± 0.025	± 0.001	± 0.001	± 0.001
G	± 0.025	± 0.13	± 0.025	± 0.001	± 0.005	± 0.001
J	± 0.005	± 0.025	± 0.05~ ± 0.13	± 0.0002	± 0.001	± 0.002~ ± 0.005
K	± 0.013	± 0.025	± 0.05~ ± 0.13	± 0.0005	± 0.001	± 0.002~ ± 0.005
L	± 0.025	± 0.025	± 0.05~ ± 0.13	± 0.001	± 0.001	± 0.002~ ± 0.005
M	± 0.08~ ± 0.18	± 0.13	± 0.05~ ± 0.13	± 0.003~ ± 0.007	± 0.005	± 0.002~ ± 0.005
N	± 0.08~ ± 0.18	± 0.025	± 0.05~ ± 0.13	± 0.003~ ± 0.007	± 0.001	± 0.002~ ± 0.005
U	± 0.13~ ± 0.38	± 0.13	± 0.08~ ± 0.25	± 0.005~ ± 0.015	± 0.005	± 0.003~ ± 0.01

③ Accuracy Code

Applicable Insert Shape: H,O,P,S,T,C,E,M,W,R								
Standard Inscribed Circle (mm)	Tolerance of Inscribed Circle (Ød) (mm)		Tolerance of Tip Height (m) (mm)		Standard Inscribed Circle (inch)	Tolerance of Inscribed Circle (Ød) (inch)		Tolerance of Tip Height (m) (inch)	
	J,K,L, M,N (grade)	U (grade)	M,N (grade)	U (grade)		ClassJ,K, L,M,N	Class U	ClassJ,K, L,M,N	Class U
6.35	± 0.05	± 0.08	± 0.08	± 0.13	0.250	± 0.002	± 0.003	± 0.003	± 0.005
9.525					0.375				
12.7	± 0.08	± 0.13	± 0.13	± 0.2	0.500	± 0.003	± 0.005	± 0.005	± 0.008
15.875	± 0.1	± 0.18	± 0.15	± 0.27	0.625	± 0.004	± 0.007	± 0.006	± 0.011
19.05					0.750				
25.4	± 0.13	± 0.25	± 0.18	± 0.38	1.000	± 0.005	± 0.010	± 0.007	± 0.015
31.75	± 0.15	± 0.25	± 0.2	± 0.38	1.250	± 0.006	± 0.010	± 0.008	± 0.015
32					1.260				

Applicable Insert Shape: D					
Inscribed Circle (Ød)		Tolerance of Inscribed Circle		Tolerance of Tip Height	
mm	inch	mm	inch	mm	inch
6.35	0.250	± 0.05	± 0.002	± 0.11	± 0.004
9.525	0.375	± 0.05	± 0.002	± 0.11	± 0.004
12.7	0.500	± 0.08	± 0.003	± 0.15	± 0.006
15.875	0.625	± 0.10	± 0.004	± 0.18	± 0.007
19.05	0.750	± 0.10	± 0.004	± 0.18	± 0.007

Applicable Insert Shape: V					
Inscribed Circle (Ød)		Tolerance of Inscribed Circle		Tolerance of Tip Height	
mm	inch	mm	inch	mm	inch
6.35	0.250	± 0.05	± 0.002	± 0.15	± 0.006
9.525	0.375	± 0.05	± 0.002	± 0.15	± 0.006
12.7	0.500	± 0.08	± 0.003	± 0.20	± 0.008
15.875	0.625	± 0.10	± 0.004	± 0.27	± 0.011
19.05	0.750	± 0.10	± 0.004	± 0.27	± 0.011

Code	Thickness (mm)
01	1.59
T1	1.98
02	2.38
T2	2.78
03	3.18
T3	3.97
04	4.76
05	5.56
06	6.35
07	7.94
09	9.52

⑥ Thickness code

1	2	3	4	5	6	7	8	9	10
S	N	E	U	12	06	AN	E	N	GM
R	D	E	T	12	04	MO	T	–	MM

1	2	3	4	5	6	7	8	9	10

④ Chip Breaker · Hole Code

Code	With/ without hole	Hole shape	Chip breaker	Shape
N	No	—	No	
R			Single–sided	
F			Double–sided	
A	Yes	Cylindrical hole	No	
M			Single–sided	
G			Double–sided	
W		Partial cylindrical hole, sin – gle–sided, 40° –60°	No	
T			Single–sided	
Q		Partial cylindrical hole, dou – ble–sided, 40° –60°	No	
U			Double–sided	
B		Partial cylindrical hole, sin – gle–sided, 70° –90°	No	
H			Single–sided	
C		Partial cylindrical hole, dou – ble–sided, 70° –90°	No	
J			Double–sided	
X	—	—	—	

⑤ Iso Cutting Edge Length Code (Mm)

R		S		C		W		T		D		V		K		Inscribed circle (mm)
Code	Dimen – sions	Code	Dimen – sions	Code	Dimen – sions	Code	Dimen – sions	Code	Dimen – sions	Code	Dimen – sions	Code	Dimen – sions	Code	Dimen – sions	
		03	3.97	03	4.0			06	6.9	4	4.8					3.97
		04	4.76	04	4.8			08	8.2	5	5.8					4.76
05	5	—	—	—	—	—	—	—	—	—	—	—	—	—	—	5
		05	5.56	05	5.6	03	3.8	09	9.6	6	6.8					5.56
06	6	—	—	—	—	—	—	—	—	—	—	—	—	—	—	6
		06	6.35	06	6.5	04	4.3	11	11	7	7.8	11	11.2			6.35
		07	7.94	08	8.1	05	5.4	13	13.8	9	9.7					7.94
08	8	—	—	—	—	—	—	—	—	—	—	—	—	—	—	8
09	9.525	09	9.525	09	9.7	06	6.5	16	16.5	11	11.6	16	16.6	16	19.7	9.525
10	10	—	—	—	—	—	—	—	—	—	—	—	—	—	—	10
12	12	—	—	—	—	—	—	—	—	—	—	—	—	—	—	12
12	12.7	12	12.7	12	12.9	08	8.7	22	22	15	15.5	22	22.1			12.7
15	15.875	15	15.875	16	16.1	10	10.9	27	27.5	19	19.4					15.875
16	16	—	—	—	—	—	—	—	—	—	—	—	—	—	—	16
19	19.05	19	19.05	19	19.3	13	13	33	33	23	23.3					19.05
20	20	—	—	—	—	—	—	—	—	—	—	—	—	—	—	20
		22	22.225	22	22.6			38	38.5	27	27.1					22.225
25	25	—	—	—	—	—	—	—	—	—	—	—	—	—	—	25
25	25.4	25	25.4	25	25.8			44	44	31	31					25.4
31	31.75	31	31.75	32	32.2			55	55	38	38.8					31.75
31	32	—	—	—	—	—	—	—	—	—	—	—	—	—	—	32

Inscribed Circle (Ød)

Tip Height (m)

Insert Thickness (s)

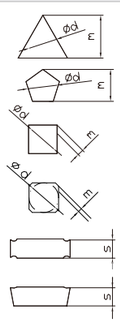

⑦ Tool Cutting Edge Angle, Wiper Relief Angle, and Tip Shape

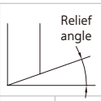

I					II	
Code	Tool Ap – proach Angle	Tool Cutting Edge Angle	Code	Wiper Relief Angle	Code	Tip Arc Radius (mm)
A	45 °	45 °	A	3 °	M0	Circular Insert
D	30 °	60 °	B	5 °	00	0.03
E	15 °	75 °	C	7 °	02	0.2
F	5 °	85 °	D	15 °	04	0.4
P	0 °	90 °	E	20 °	08	0.8
Z	Others		F	25 °	12	1.2
			G	30 °	16	1.6
			N	0 °	20	2.0
			P	11 °	24	2.4
			Z	Others	28	2.8
					32	3.2

⑧ Code for Major Cutting Edge

Code	Shape of Cutting Edge	Shape
F	Sharp Edge	
E	Circular Edge	
T	Negative Land Angle	
S	Composite Passivated Edge	

⑨ Code for Cutting Direction

Code	Shape of Cutting Edge	Diagram
R	Right	R
L	Left	L
N	No	N

⑩ Code for Chip Breaker

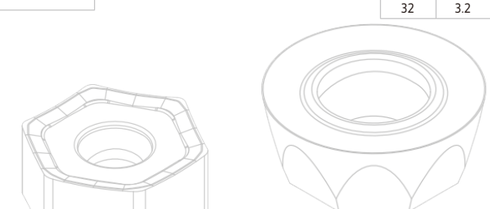

Shoulder Milling

AP□□

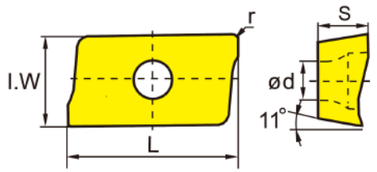

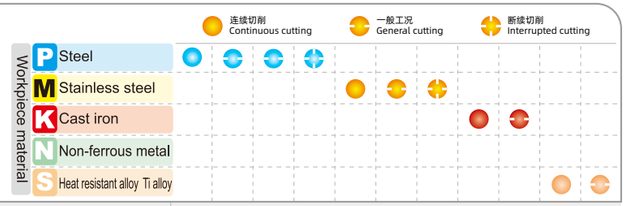

Inserts shape	Type	Dimensions(mm)					Coating/Grade										
							CVD				PVD			CVD		PVD	
		I.W	L	S	d	r	JE8015P	JE8020P	JE8025P	JE8035P	JE6015M	JE6025M	JE6035M	JE4015K	JE4025K	JE5015S	JE5025S
	APKT170508R-MGB	10.74	18.44	5.56	4.5	0.8	○	○	●	○	○	●	○	○	●	○	●
	APKT170516R-MGB	10.74	18.44	5.56	4.5	1.6	○	○	●	○	○	●	○	○	●	○	●
	APKT170524R-MGB	10.74	18.44	5.56	4.5	2.4	○	○	●	○	○	●	○	○	●	○	●
	APKT170530R-MGB	10.74	18.3	5.56	4.5	3	○	○	●	○	○	●	○	○	●	○	●
	APKT170540R-MGB	10.74	16.84	5.56	4.5	4	○	○	●	○	○	●	○	○	●	○	●
	APMT1135PDER-MGF	6.16	10.83	3.18	2.8	0.8	○	○	●	○							
	APMT1604PDER-MGF	9.25	16.26	4.76	4.4	0.8	○	○	●	○							
	APMT1135PDER-MRA	6.16	10.83	3.18	2.8	0.8	○	○	●	○							
	APMT1604PDER-MRA	9.25	16.26	4.76	4.4	0.8	○	○	●	○							
	APMT1135PDER-MRB	6.16	10.83	3.18	2.8	0.8	○	○	●	○							
	APMT1604PDER-MRB	9.26	16.26	4.76	4.4	0.8	○	○	●	○							

● Featured grade 主推牌号 ○ Optional grade 可选牌号

3P□□

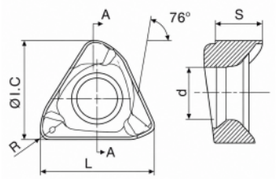

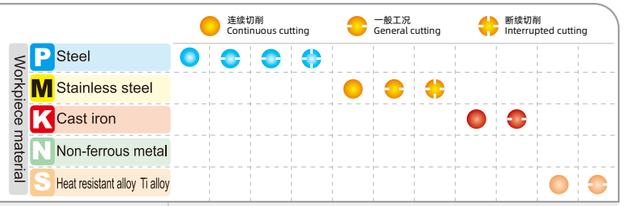

Inserts shape	Type	Dimensions(mm)					Coating/Grade										
							CVD				PVD			CVD		PVD	
		I.C	L	S	d	r	JE8015P	JE8020P	JE8025P	JE8035P	JE6015M	JE6025M	JE6035M	JE4015K	JE4025K	JE5015S	JE5025S
	3PKT100408R-MGC	6.9	10.5	4.0	3.25	0.8	○	○	●	○	○	●	○	○	●	○	●
	3PKT150508R-MGC	10.7	15.5	5.0	4.75	0.8	○	○	●	○	○	●	○	○	●	○	●

● Featured grade 主推牌号 ○ Optional grade 可选牌号

4N□□

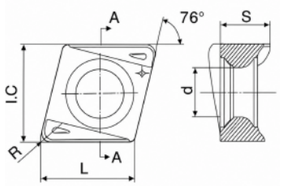

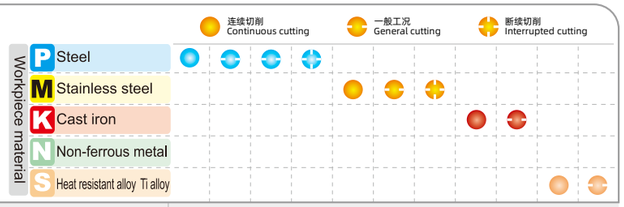

Inserts shape	Type	Dimensions(mm)					Coating/Grade										
							CVD				PVD			CVD		PVD	
		I.C	L	S	d	r	JE8015P	JE8020P	JE8025P	JE8035P	JE6015M	JE6025M	JE6035M	JE4015K	JE4025K	JE5015S	JE5025S
	4NKT060308R-MGC	6.6	6.6	3.71	3.4	0.8	○	○	●	○	○	●	○	○	●	○	●

● Featured grade 主推牌号 ○ Optional grade 可选牌号

Shoulder Milling

LN□□ LO□□

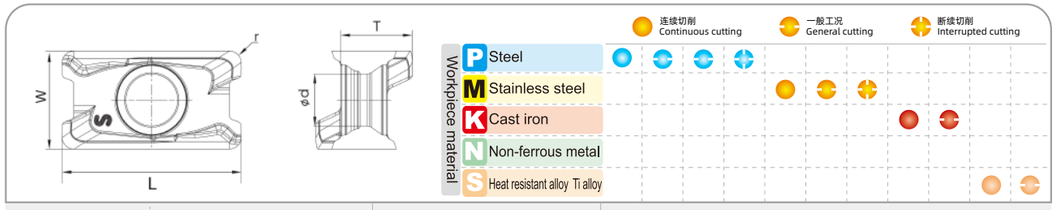

Inserts shape	Type	Dimensions(mm)					Coating/Grade										
							CVD				PVD			CVD		PVD	
		I.W	L	T	d	r	JE8015P	JE8020P	JE8025P	JE8035P	JE6015M	JE6025M	JE6035M	JE4015K	JE4025K	JE5015S	JE5025S
	LNMU15T608SRGE	10	16.15	6.95	4.65	0.8	○	○	●	○	○	●	○	○	●	○	●
	LNMU0303ZER	6.0	11.6	3.7	3.2	2	○	○	●	○							
	LNMU110408SRGE	6.6	11.3	4.83	3.4	0.8	○	○	●	○	○	●	○	○	●	○	●
	LORU030310ER-MGA	6.2	11.96	3.96	3.45	2	○	○	●	○							

BDMT□□

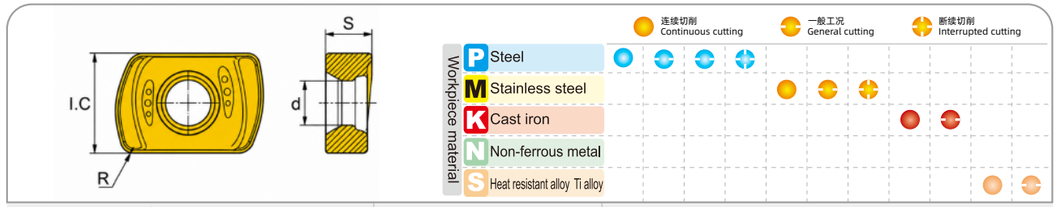

Inserts shape	Type	Dimensions(mm)					Coating/Grade										
							CVD				PVD			CVD		PVD	
		I.C	L	S	d	r	JE8015P	JE8020P	JE8025P	JE8035P	JE6015M	JE6025M	JE6035M	JE4015K	JE4025K	JE5015S	JE5025S
	BDMT11T308ER-MGL	6.95	12.15	3.8	2.8	0.8	○	○	●	○							

JDMT□□

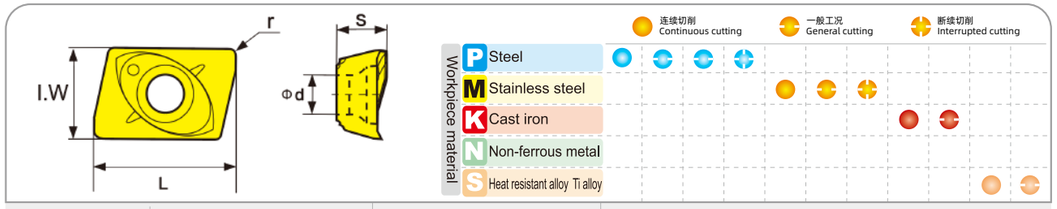

Inserts shape	Type	Dimensions(mm)					Coating/Grade										
							CVD				PVD			CVD		PVD	
		I.W	L	S	d	r	JE8015P	JE8020P	JE8025P	JE8035P	JE6015M	JE6025M	JE6035M	JE4015K	JE4025K	JE5015S	JE5025S
	JDMT070204R	4.25	7.05	2.45	1.95	0.4	○	○	●	○							
	JDMT070208R	4.25	7.05	2.45	1.95	0.8	○	○	●	○							

XOMX□□

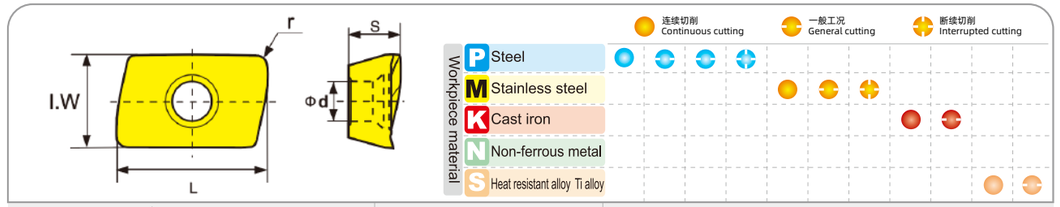

Inserts shape	Type	Dimensions(mm)					Coating/Grade										
							CVD				PVD			CVD		PVD	
		I.W	L	S	d	r	JE8015P	JE8020P	JE8025P	JE8035P	JE6015M	JE6025M	JE6035M	JE4015K	JE4025K	JE5015S	JE5025S
	XOMX120408TR-MGE	8.2	14.6	5.07	3.9	0.8	○	○	●	○	○	●	○	○	●	○	●
	XOMX120420TR-MGE	8.2	13.7	5.07	3.9	2	○	○	●	○	○	●	○	○	●	○	●
	XOMX120440TR-MGE	8.2	13.1	5.07	3.9	4	○	○	●	○	○	●	○	○	●	○	●
	XOMX060204R-MGG	4.06	6.9	2.45	1.95	0.8	○	○	●	○							
	XOMX060208R-MGG	4.06	6.9	2.45	1.95	0.8	○	○	●	○							

● Featured grade 主推牌号 ○ Optional grade 可选牌号

Profiling & Round Insert Milling

RD□□

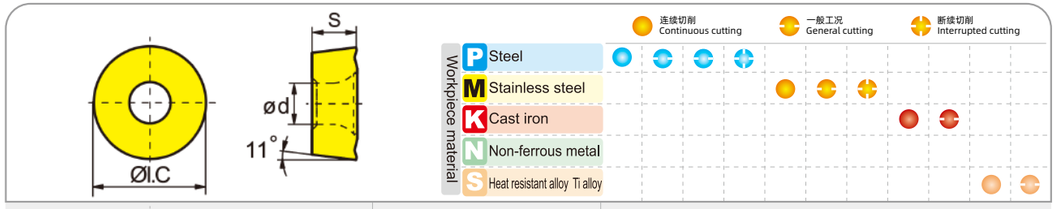

Inserts shape	Type	Dimensions(mm) I.W	L	S	d	r	Coating/Grade CVD JE8015P	JE8020P	JE8025P	JE8035P	PVD JE6015M	JE6025M	JE6035M	CVD JE4015K	JE4025K	PVD JE5015S	JE5025S
	RDET10T3MOT	10.0	10.0	3.97	4.4		○	○	●	○							
	RDET1204MOT	12.0	12.0	4.76	4.4		○	○	●	○							
	RDMT10T3M0	10.0	10.0	3.97	4.4		○	○	●	○							
	RDMT1604MO	16.0	16.0	4.76	5.5		○	○	●	○							
	RDMW1204M0T-MGH	12.0	12.0	4.76	4.4		○	○	●	○							
	RDMW10T3M0	10.0	10.0	3.97	4.4		○	○	●	○							
	RDMW1204MOT	12.0	12.0	4.76	4.4		○	○	●	○							
	RDMW1605M0T	16.0	16.0	5.56	5.5		○	○	●	○							
	RDMW1204M0T-MRB	12.0	12.0	4.76	4.4		○	○	●	○							

● Featured grade 主推牌号 ○ Optional grade 可选牌号

RP□□

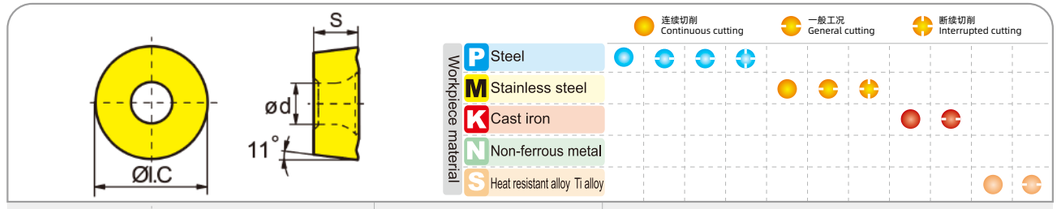

Inserts shape	Type	Dimensions(mm) I.W	L	S	d	r	Coating/Grade CVD JE8015P	JE8020P	JE8025P	JE8035P	PVD JE6015M	JE6025M	JE6035M	CVD JE4015K	JE4025K	PVD JE5015S	JE5025S
	RPET1204MO-MAA	12.0	12.0	4.76	4.4		○	○	●	○							
	RPMT10T3MOE-MGI	10.0	10.0	3.18	4.4		○	○	●	○							
	RPMT1204MO-MRA	12.0	12.0	4.76	4.4		○	○	●	○							
	RPMW08T2M0A-MGA	8.0	8.0	2.78	3.08		○	○	●	○							
	RPMW1003M0	10.0	10.0	3.18	4.4		○	○	●	○							
	RPMW1204M0	12.0	12.0	4.76	4.4		○	○	●	○							
	RPMW1003MO-MRA	12.0	12.0	4.76	4.4		○	○	●	○							

● Featured grade 主推牌号 ○ Optional grade 可选牌号

Profiling & Round Insert Milling

HNRX□□

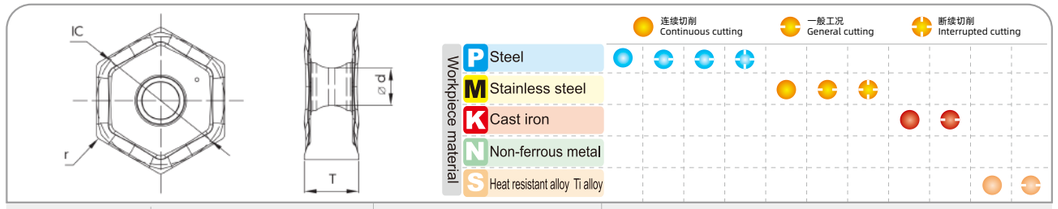

Inserts shape	Type	Dimensions(mm) I.W	L	S	d	r	Coating/Grade CVD JE8015P	JE8020P	JE8025P	JE8035P	PVD JE6015M	JE6025M	JE6035M	CVD JE4015K	JE4025K	PVD JE5015S	JE5025S
	HNRJ060408	10.0		4.76	3.64	0.8	○	○	●	○							
	HNRX090608	6.0		6.35	5.0	0.8	○	○	●	○							

● Featured grade 主推牌号 ○ Optional grade 可选牌号

Face & Double-Sided Milling

SN□□

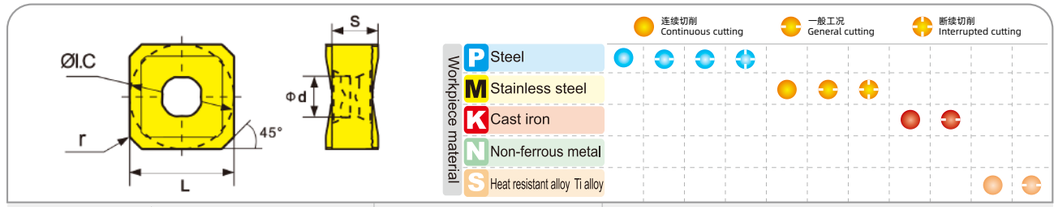

Inserts shape	Type	Dimensions(mm) I.W	L	S	d	r	Coating/Grade CVD JE8015P	JE8020P	JE8025P	JE8035P	PVD JE6015M	JE6025M	JE6035M	CVD JE4015K	JE4025K	PVD JE5015S	JE5025S
	SNMU1306ANEN-MGA	13.5		6	5.56		○	○	●	○	○	●	○	○	●	○	●
	SNMU130508EN-MGA	13		5.47	4.75	0.8	○	○	●	○	○	●	○	○	●	○	●
	SNMU120608HNEN-MGD	12.0		6.50	4.4	0.8	○	○	●	○	○	●	○	○	●	○	●
	SNMU1206ANEN	12.7		5.72	5.4		○	○	●	○	○	●	○	○	●	○	●
	SNMX1206ANN-MGD	12.7		5.8	4.6	0.8	○	○	●	○	○	●	○	○	●	○	●
	SNMX1206QNN-MGD	12.7		5.78	5.25	0.8	○	○	●	○	○	●	○	○	●	○	●
	SNMX1205ANTN	12.7		5.6	6.0	0.8	○	○	●	○	○	●	○	○	●	○	●

● Featured grade 主推牌号 ○ Optional grade 可选牌号

D Milling Tools

Face & Double-Sided Milling

ON□□

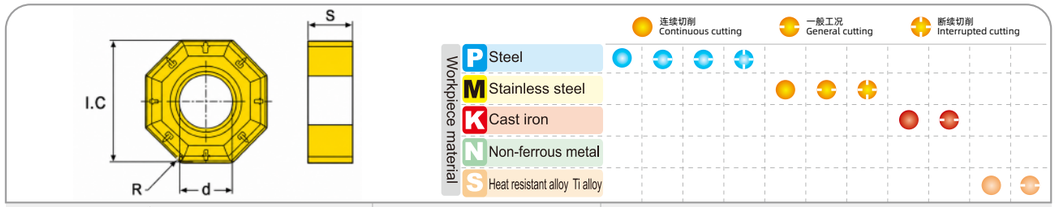

Inserts shape	Type	Dimensions(mm) I.C	L	S	d	r	Coating/Grade CVD JE8015P	JE8020P	JE8025P	JE8035P	PVD JE6015M	JE6025M	JE6035M	CVD JE4015K	JE4025K	PVD JE5015S	JE5025S
	ONMU050608	13.4		5.88	4.68	0.8	○	○	●	○							
	ONRG060407ANEN	13.5		5.38	2.0	0.7	○	○	●	○	○	●	○	○	●	○	●

● Featured grade 主推牌号 ○ Optional grade 可选牌号

HD□□

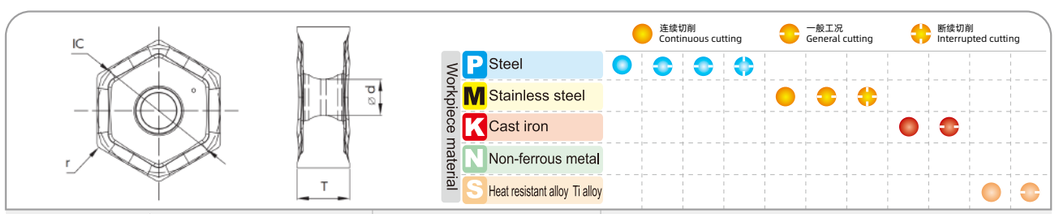

Inserts shape	Type	Dimensions(mm) I.C	L	T	d	r	Coating/Grade CVD JE8015P	JE8020P	JE8025P	JE8035P	PVD JE6015M	JE6025M	JE6035M	CVD JE4015K	JE4025K	PVD JE5015S	JE5025S
	HDMX070408MM	12.7		4.76	4.5	0.8	○	○	●	○	○	●	○	○	●	○	●

● Featured grade 主推牌号 ○ Optional grade 可选牌号

OD□□ OE□□ OP□□

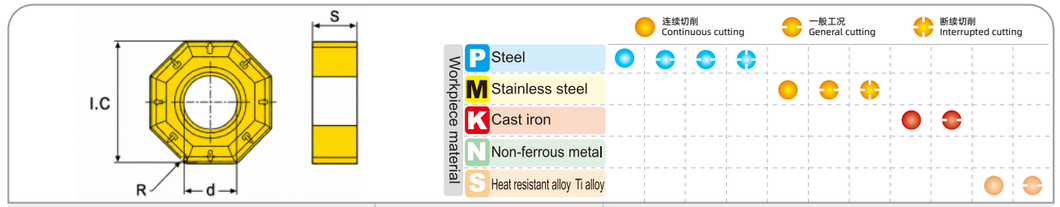

Inserts shape	Type	Dimensions(mm) I.C	L	S	d	r	Coating/Grade CVD JE8015P	JE8020P	JE8025P	JE8035P	PVD JE6015M	JE6025M	JE6035M	CVD JE4015K	JE4025K	PVD JE5015S	JE5025S
	ODRT040404	12.7		4.76	4.7	0.4	○	○	●	○	○	●	○	○	●	○	●
	ODRT090308	9.525		3.18	3.56	0.8	○	○	●	○	○	●	○	○	●	○	●
	OERW060400	14.29		4.76	4.75		○	○	●	○	○	●	○	○	●	○	●
	OPRT160512	15.875		5.56	5.59	1.2	○	○	●	○	○	●	○	○	●	○	●

● Featured grade 主推牌号 ○ Optional grade 可选牌号

JE8015P JE8020P JE8025P JE8035P JE6015M JE6025M JE6035M JE4015K JE4025K JE5015S JE5025S

D Milling Tools

High-Feed Milling

SDMT□□

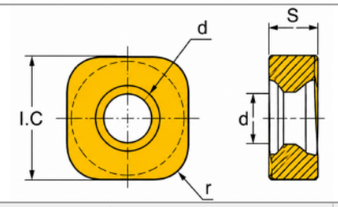

Workpiece material		连续切削 Continuous cutting				一般工况 General cutting				断续切削 Interrupted cutting			
P	Steel	●	◐	◐	◐								
M	Stainless steel					●	◐	◐					
K	Cast iron								●	◐			
N	Non-ferrous metal												
S	Heat resistant alloy Ti alloy										●	◐	

Inserts shape	Type	Dimensions(mm)					Coating/Grade										
							CVD				PVD			CVD		PVD	
		I.C	L	S	d	r	JE8015P	JE8020P	JE8025P	JE8035P	JE6015M	JE6025M	JE6035M	JE4015K	JE4025K	JE5015S	JE5025S
	SDMT120512	12.7		5.56	1.2		○	○	●	○	○	●	○	○	●	○	●
	SDMT150512	15.875		5.56	1.2		○	○	●	○	○	●	○	○	●	○	●

● Featured grade 主推牌号 ○ Optional grade 可选牌号

WNMU□□

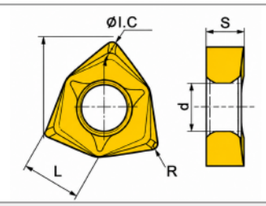

Workpiece material		连续切削 Continuous cutting				一般工况 General cutting				断续切削 Interrupted cutting			
P	Steel	●	◐	◐	◐								
M	Stainless steel					●	◐	◐					
K	Cast iron								●	◐			
N	Non-ferrous metal												
S	Heat resistant alloy Ti alloy										●	◐	

Inserts shape	Type	Dimensions(mm)					Coating/Grade										
							CVD				PVD			CVD		PVD	
		I.C	L	S	d	r	JE8015P	JE8020P	JE8025P	JE8035P	JE6015M	JE6025M	JE6035M	JE4015K	JE4025K	JE5015S	JE5025S
	WNMU080608EN-MGA	14		8.3	6.2	0.8	○	○	●	○	○	●	○	○	●	○	●

● Featured grade 主推牌号 ○ Optional grade 可选牌号

PNMU□□

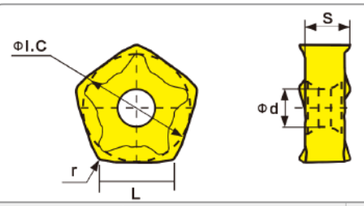

Workpiece material		连续切削 Continuous cutting				一般工况 General cutting				断续切削 Interrupted cutting			
P	Steel	●	◐	◐	◐								
M	Stainless steel					●	◐	◐					
K	Cast iron								●	◐			
N	Non-ferrous metal												
S	Heat resistant alloy Ti alloy										●	◐	

Inserts shape	Type	Dimensions(mm)					Coating/Grade										
							CVD				PVD			CVD		PVD	
		I.C	L	S	d	r	JE8015P	JE8020P	JE8025P	JE8035P	JE6015M	JE6025M	JE6035M	JE4015K	JE4025K	JE5015S	JE5025S
	PNMU0905XNER-MGA	13.5		5.56	4.7	0.8	○	○	●	○	○	●	○	○	●	○	●

● Featured grade 主推牌号 ○ Optional grade 可选牌号

BLMP□□

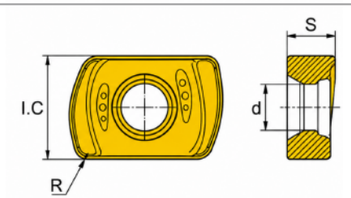

Workpiece material		连续切削 Continuous cutting				一般工况 General cutting				断续切削 Interrupted cutting			
P	Steel	●	◐	◐	◐								
M	Stainless steel					●	◐	◐					
K	Cast iron								●	◐			
N	Non-ferrous metal												
S	Heat resistant alloy Ti alloy										●	◐	

Inserts shape	Type	Dimensions(mm)					Coating/Grade										
							CVD				PVD			CVD		PVD	
		I.C	L	S	d	r	JE8015P	JE8020P	JE8025P	JE8035P	JE6015M	JE6025M	JE6035M	JE4015K	JE4025K	JE5015S	JE5025S
	BLMP0603R-MGC	6.22	9	3.37	3.15	6	○	○	●	○	○	●	○	○	●	○	●
	BLMP0603R-MGJ	6.22	9	3.37	3.2	6	○	○	●	○	○	●	○	○	●	○	●

● Featured grade 主推牌号 ○ Optional grade 可选牌号

High-Feed Milling

ENMU□□

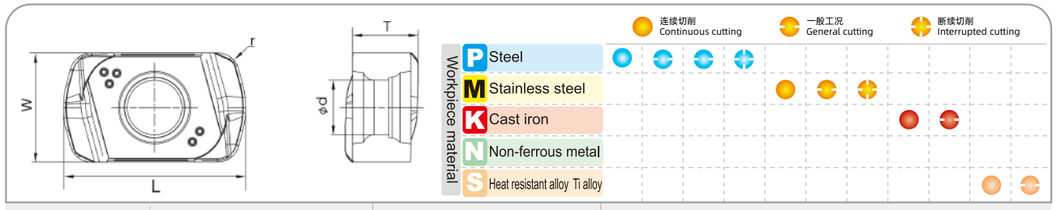

Inserts shape	Type	Dimensions(mm)					Coating/Grade										
							CVD				PVD			CVD		PVD	
		I.W	L	T	d	r	JE8015P	JE8020P	JE8025P	JE8035P	JE6015M	JE6025M	JE6035M	JE4015K	JE4025K	JE5015S	JE5025S
	ENMU100412PER-MGK	6	10	3.6	3	1.2	○	○	●	○	○	●	○	○	●	○	●

● Featured grade 主推牌号 ○ Optional grade 可选牌号

End & Peripheral Milling

LNMC□□

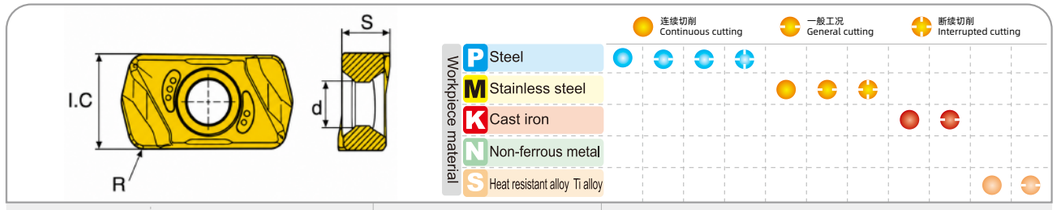

Inserts shape	Type	Dimensions(mm)					Coating/Grade										
							CVD				PVD			CVD		PVD	
		I.W	L	S	d	r	JE8015P	JE8020P	JE8025P	JE8035P	JE6015M	JE6025M	JE6035M	JE4015K	JE4025K	JE5015S	JE5025S
	LNMC120500	12.7	12.7	5.56	4.5									○	●		
	LNMC130600	12.7	12.7	6.35	5.2									○	●		
	LNMC150600	12.7	15.875	7.94	5.6									○	●		
	LNMC150700	15.88	15.875	7.94	5.6									○	●		
	LNMC190602	14.3	19.05	6.35	5.8									○	●		
	LNMC250500	14.3	25.4	4.76	5.4									○	●		
	LNMC251200	15.88	25.4	12.7	6.5									○	●		
	LNMC270902	15.6	27.9	9.52	5.7									○	●		
	LNMC280500	15.0	28.8	4.76	5.7		○	○	●	○	○	●	○	○	●	○	●

● Featured grade 主推牌号 ○ Optional grade 可选牌号

D Milling Tools

End & Peripheral Milling

SNHX□□

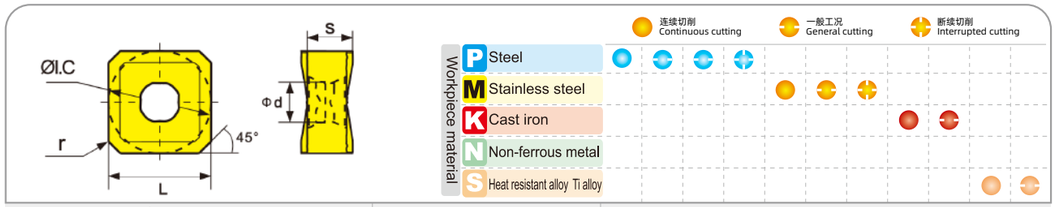

Inserts shape	Type	Dimensions(mm)					Coating/Grade										
							CVD				PVD			CVD		PVD	
		I.W	L	S	d	r	JE8015P	JE8020P	JE8025P	JE8035P	JE6015M	JE6025M	JE6035M	JE4015K	JE4025K	JE5015S	JE5025S
	SNHX-11	11		2.7	4		○	○	●	○	○	●	○	○	●	○	●
	SNHX-13	13		3.2	5		○	○	●	○	○	●	○	○	●	○	●
	SNHX-16	16		4.2	5		○	○	●	○	○	●	○	○	●	○	●
	SNHX-17	17		4.2	5		○	○	●	○	○	●	○	○	●	○	●
	SNHX-20	20		5.2	6		○	○	●	○	○	●	○	○	●	○	●
	SNHX-25	25		6.2	6		○	○	●	○	○	●	○	○	●	○	●
	SNHX-26	26		6.2	6		○	○	●	○	○	●	○	○	●	○	●
	SNHX-30	30		7.2	8		○	○	●	○	○	●	○	○	●	○	●



● Featured grade 主推牌号 ○ Optional grade 可选牌号

Woodworking & Special Milling

LOMB□□

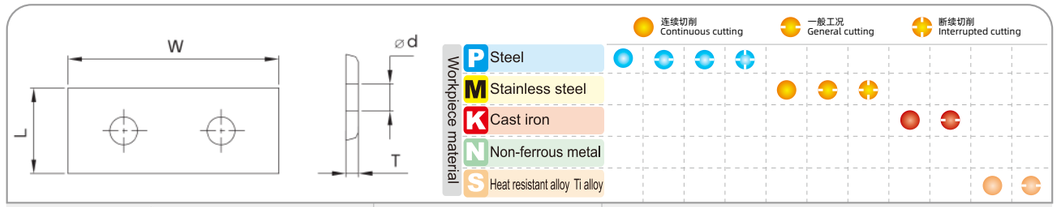

Inserts shape	Type	Dimensions(mm)					Coating/Grade										
							CVD				PVD			CVD		PVD	
		I.C	L	T	d	r	JE8015P	JE8020P	JE8025P	JE8035P	JE6015M	JE6025M	JE6035M	JE4015K	JE4025K	JE5015S	JE5025S
	LOMB300200	12.0	30.0	1.5										●		○	

● Featured grade 主推牌号 ○ Optional grade 可选牌号

SGMB□□

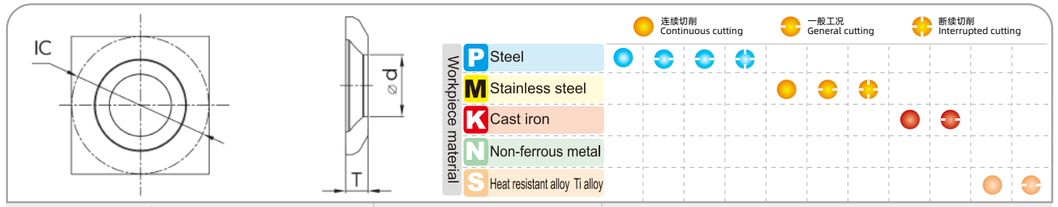

Inserts shape	Type	Dimensions(mm)					Coating/Grade										
							CVD				PVD			CVD		PVD	
		I.C	L	T	d	r	JE8015P	JE8020P	JE8025P	JE8035P	JE6015M	JE6025M	JE6035M	JE4015K	JE4025K	JE5015S	JE5025S
	SGMB140200	14.0		2.0	6.4									●		○	
	SGMB150250	15.0		2.5	6.5									●		○	



● Featured grade 主推牌号 ○ Optional grade 可选牌号

D Milling Tools